

EVENLODE GLOBAL OPPORTUNITIES

MONTHLY FACTSHEET all data as at 31 October 2024 unless otherwise indicated



This is a marketing communication. Please refer to the prospectus and to the Key Information Documents (KIDs) before making any final investment decisions. Evenlode has developed a [Glossary](#) to assist investors to better understand commonly used terms.

MANAGER COMMENTARY

The Evenlode Global Opportunities fund declined by 1.97% in October, moderately ahead of the MSCI World Index which declined by 1.98% (USD terms). The primary driver of performance was our consumer staples exposure, which fell and is almost three times the index weight. The Dollar also strengthened in the month, hurting returns reported in USD terms.

The MSCI World Consumer Staples Index lagged the broader index materially in the month.

Stepping back, it is hard to dispute that the cumulative increase in prices of the last three years has been very hard on consumers globally, even if the rate of inflation has moderated and wage growth remains solid. This inflation has been particularly powerful in non-discretionary services like rent, mortgage, insurance rates and utility bills, accentuated by idiosyncratic events like the resumption of US student loan payments in October 2023. On top of this, the Chinese economy has surprised the world with its rapid deterioration since the much-anticipated 2023 grand reopening. China fears have dragged down the beauty and spirits sub-categories, which are particularly well placed to grow globally over time with or without China. We think the malaise in consumer staples fundamentals is largely driven by these cyclical macro factors rather than by a sudden deterioration in the category's competitive positioning and long-term growth opportunity. When a company is attractively positioned and valued, we are happy to build a position on fundamentals and not try to cherry-pick the very best holding period. We would rather board the bus early than risk missing the ride entirely.

We are now two-thirds of the way through Q3 reporting season. For portfolio companies reporting results in October, on a weighted average basis they grew revenue 9%, adjusted EBIT^[1] 19%, and GAAP EPS^[2] 15% compared to the same period in the previous year. This compares to the comparator MSCI World Index revenue and EPS weighted growth of 3.4% and 3.1% (source: Bloomberg). We were particularly pleased to see solid results from all of our largest holdings which demonstrated continued solid execution and further improvement in the quality and scope of their offerings to their clients. Over time, we expect the historic relationship between fundamentals and share prices to hold, giving us much cause for optimism as we look ahead to 2025 and beyond. We remain profoundly grateful for your continued support.

^[1] Earnings before interest and taxation

^[2] Earnings per share

FUND ATTRIBUTES

- ✓ Emphasis on sustainable real capital growth
- ✓ Actively managed, with focus on companies with high returns on capital and high cashflow conversion
- ✓ Aims to provide capital growth over the long term
- ✓ Focused portfolio of 30-50 high quality larger companies with growth opportunities
- ✓ Underlying revenue streams from diverse geographies
- ✓ Low portfolio turnover, long-term holding periods

KEY DETAILS

Sector ⁴	EAA Fund Global Large-Cap Growth Equity
Benchmark	MSCI World Index
Strategy launch date	15 July 2020
Fund launch date	10 May 2021
Strategy size ⁵	US\$634 million
Fund size	US\$8 million
No. of Holdings	33
Active share ⁶	87.2%
Valuation point	12 noon daily
Div ex dates	1 Mar
Div pay dates	end Apr
Fund domicile	Ireland
Countries of registration	See Fund Availability table on page 4
SFDR category	Article 8

Past performance is not a reliable indicator of future results.

1. From launch date 10 May 2021 (Fund).
2. Evenlode Global Opportunities I Acc USD shares. Performance for periods prior to 22 February 2022 is based on the X Acc USD class, adjusted for the difference in periodic charge.
3. Benchmark is the MSCI World Index (with net dividends reinvested) in USD.
4. Prior to 31 October 2023, the fund was classified by Morningstar as being in the EAA Fund Global Large-Cap Blend Equity Sector.
5. Strategy size refers to the combined fund value of IFSL Evenlode Global Equity and Evenlode Global Opportunities, in USD terms.
6. Active share is calculated against the fund's Comparator Benchmark, the MSCI World Index.

PERFORMANCE SINCE LAUNCH (%)¹



CUMULATIVE PERFORMANCE

	1 Mth	3 Mths	6 Mths	1 Yr	3 Yrs	Launch ¹
■ Fund (%) ²	-2.0	1.8	6.2	21.3	13.2	24.4
■ Benchmark (%) ³	-2.0	2.4	11.1	33.7	20.4	29.9
■ Sector (%)	-2.5	2.3	7.7	30.7	0.2	8.1
Rank in sector	199/618	314/614	408/612	549/603	61/523	49/503
Quartile	2	3	3	4	1	1

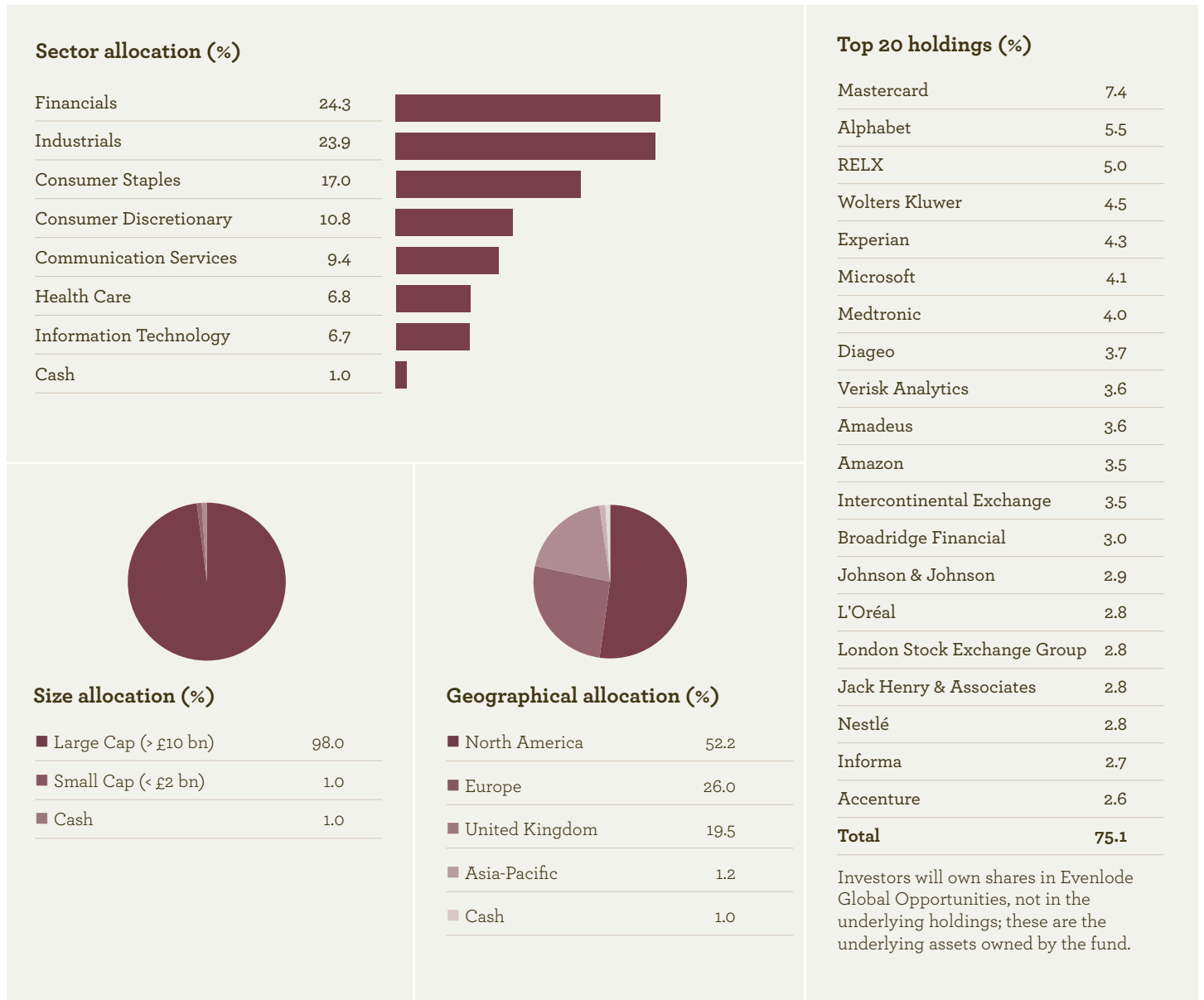
CALENDAR YEAR PERFORMANCE (%)

	YTD	2023	2022	2021	2020	2019
Fund ²	7.2	23.9	-18.3	-	-	-
Benchmark ³	16.5	23.8	-18.1	-	-	-
Sector	12.1	22.8	-26.8	-	-	-

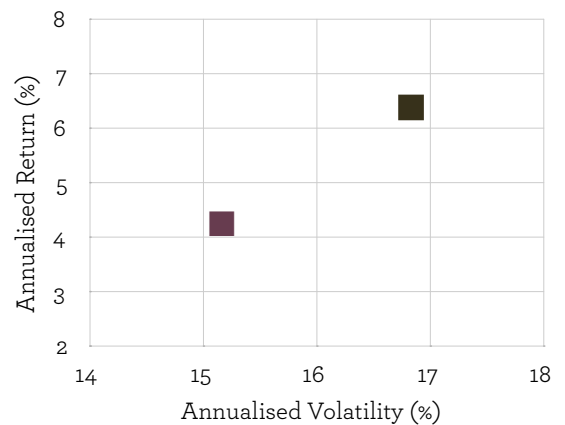
All performance data used on this factsheet is total return, bid-to-bid USD terms, and sourced from Financial Express, Morningstar and MSCI.



PORTFOLIO



RISK RETURN (3 YEARS)



Past performance is not a reliable indicator of future results.

All performance data used on this factsheet is total return, bid-to-bid USD terms, and sourced from Financial Express, Morningstar and MSCI.

- Evenlode Global Opportunities I Acc USD Shares
- MSCI World Index



INVESTMENT TEAM

The Evenlode Investment Team totals 18 staff. Fund managers are supported by a team of analysts including four dedicated stewardship analysts, and the team works collegially to challenge thinking and share ideas.



CHRIS ELLIOTT
Portfolio Manager

Chris is a Portfolio Manager on the Evenlode Global Income and Global Equity strategy teams and joined Evenlode in 2015.



JAMES KNOEDLER
Portfolio Manager

James is a Portfolio Manager on the Evenlode Global Equity strategy team and joined Evenlode in 2020.



CRISTINA DYER
Investment Analyst

Cristina Dyer is an Investment Analyst on the Evenlode Global Equity strategy and joined Evenlode in 2020.



GURINDER SAMRA
Investment Analyst

Gurinder Samra is an Investment Analyst on the Evenlode Global Equity strategy and joined Evenlode in 2021.

ENVIRONMENTAL, SOCIAL AND GOVERNANCE (ESG)

We believe that delivering real, durable returns over the long term can be best achieved by integrating environmental, social and governance (ESG) factors into our risk management framework as this ensures that all long-term risks are monitored and managed on an ongoing basis. In addition to reviewing ESG factors when making investment decisions, we engage with portfolio companies on a range of ESG issues (for example greenhouse gas emission reduction). However, please note that the fund does not have a sustainability objective.



SAWAN WADHWA
Head of Stewardship

Integration into the investment process

We independently analyse and vote on all resolutions at every AGM of an investee company. The voting of resolutions followed by active engagement is the formal mechanism by which we believe we can effect change and express opinion on corporate matters. We vote against the recommendations of management where there is a considered reason for doing so in relation to the environmental characteristic promoted eg if remuneration policies did not assess management on managing ESG-related risks within the company's value chain. When we vote against a management recommendation, our policy requires us to write to the company explaining why and build the conversation into an engagement plan.


Our ongoing commitment

Signatory of:



Evenlode Investment Management became a signatory to the United Nations Principles for Responsible Investment (UNPRI) in 2018. By becoming signatories, we commit to implementing these principles and incorporating environmental, social and governance factors into our investment process to help enhance returns and better manage risk for our clients.

MSCI Rating



Data as at 30 September 2024. Based on 100.0% of AUM. MSCI ESG Fund ratings are intended to measure the resilience of funds to long-term risks and opportunities arising from environmental, social and governance issues.

Morningstar® Ratings



Morningstar Sustainability Rating™

Ratings as at 31 August 2024. Based on 100.0% of AUM. The Morningstar® Sustainability Rating™ is intended to measure how well the issuing companies of the securities within a fund's portfolio holdings are managing their environmental, social, and governance risks and opportunities relative to the fund's Morningstar Global Category peers.

Policy Governance and Strategy



Direct - Listed Equity Active fundamental



Confidence Building Measures



REBEKAH NASH
Governance Analyst



LILY POSTLETHWAITE
Stewardship Analyst

Recent publications for download

- ✓ Quarterly Stewardship Report
- ✓ UNPRI Assessment Report
- ✓ Responsible Investment Report
- ✓ Portfolio Emissions Report



Ratings as at 31 August 2024. Based on 97.6% of AUM. The Morningstar® Low Carbon Designation™ is intended to allow investors to easily identify low-carbon funds across the global universe. The designation is an indicator that the companies held in a portfolio are in general alignment with the transition to a low-carbon economy.

© 2024 Morningstar. All rights reserved. The information contained herein: (1) is proprietary to Morningstar and/or its content providers; (2) may not be copied or distributed; and (3) is not warranted to be accurate, complete, or timely. Neither Morningstar nor its content providers are responsible for any damages or losses arising from any use of this information. Past performance is no guarantee of future results. MSCI ESG Research LLC's ("MSCI ESG") Fund Metrics and Ratings (the "Information") provide environmental, social and governance data with respect to underlying securities within more than 31,000 multi-asset class Mutual Funds and ETFs globally. MSCI ESG is a Registered Investment Adviser under the Investment Advisers Act of 1940. MSCI ESG materials have not been submitted to, nor received approval from, the US SEC or any other regulatory body. None of the Information constitutes an offer to buy or sell, or a promotion or recommendation of, any security, financial instrument or product or trading strategy, nor should it be taken as an indication or guarantee of any future performance, analysis, forecast or prediction. None of the Information can be used to determine which securities to buy or sell or when to buy or sell them. The Information is provided "as is" and the user of the Information assumes the entire risk of any use it may make or permit to be made of the Information.



SHARE CLASS DETAILS

	USD shares		GBP shares	EUR shares
Share class	I ACC	X ACC	X ACC	I ACC
SEDOL codes	BLR7572	BLR75D8	BLR7583	BLR7594
Share price	\$1.19	\$1.21	122.15p	€1.19
Minimum lump sum	\$1 million	\$10 million	£10 million	€1 million
Investment management fee	0.80%	0.60%	0.60%	0.80%
Ongoing charges figure (cap) ¹	0.95	0.75	0.75	0.95
Ex ante transaction cost	0.22%	0.22%	0.22%	0.22%

¹ For full information on charges, please refer to the Fees, Costs and Expenses section of the Evenlode Global Opportunities Fund Supplement to the Evenlode ICAV Prospectus. The share classes listed above have launched and are available for investment. Other share classes are listed in the Evenlode ICAV Global Opportunities Fund prospectus supplement. Class R shares have a minimum investment of \$/€/£1,000, and an OCF of 1.50%. For full information on the share classes, please refer to the Key Information Documents.

WHAT ARE THE RISKS?

As a focused equity portfolio of between 30 and 50 investments, the fund can involve higher risk and higher volatility. The value of an investment can fall as well as rise as a result of market and currency movement; you may not get back the amount originally invested. You should therefore regard your investment as long term. Details on the risk factors are included in the fund's prospectus, available on our website.

INVESTOR PROFILE

The Fund may appeal to investors who:

- ✔ Desire capital growth over the long term
- ✔ Accept the risk associated with the volatile nature of equity investments
- ✔ Plan to hold their investment for at least 5 years

FUND AVAILABILITY

-  Denmark
-  Finland
-  Germany
-  Ireland
-  Luxembourg
-  Norway
-  Sweden
-  Switzerland*
-  United Kingdom**

*The Fund has appointed as Swiss Representative Waystone Fund Services (Switzerland) SA, Av. Villamont 17, 1005 Lausanne, Switzerland, Tel: +41 21 311 17 77, switzerland@waystone.com. The Fund's Swiss paying agent is Banque Cantonale de Genève. In respect of the Shares distributed in or from Switzerland, the place of performance and jurisdiction is at the registered office of the Swiss Representative.

**The Evenlode ICAV is FCA Recognised as an Offshore Fund (FCA Reference Number 1020696). The PRN for the Evenlode Global Opportunities Fund is 1020697. For important investor information, including how to complain and what compensation schemes are available, please refer to the Investor Rights Summary disclosure at www.gatewayfundservices.com (section 9 – United Kingdom Investor).

IMPORTANT INFORMATION

This Factsheet has been produced by Evenlode Investment Management Limited. Evenlode Global Opportunities is a sub-fund of the Evenlode ICAV. Prospective investors should seek independent financial advice. Full details of the Evenlode Funds, including risk warnings, are published in the Evenlode Funds Prospectus and the Evenlode Funds Key Information Documents (KIDs) which are available on request and at www.evenlodeinvestment.com. The Evenlode Funds are subject to normal stock market fluctuations and other risks inherent in such investments. The value of your investment and the income derived from it can go down as well as up, and you may not get back the money you invested, you should therefore regard your investment as long term. As a focused portfolio of between 30 and 50 investments, Evenlode Global Opportunities carries more risk than a fund spread over a larger number of stocks. Investments in overseas equities may be affected by changes in exchange rates, which could cause the value of your investment to increase or diminish. Every effort is taken to ensure the accuracy of the data used in this document but no warranties are given. This factsheet is neither directed to, nor intended for distribution or use by, any person or entity who is a citizen or resident of or located in any locality, state, country or jurisdiction where such distribution, publication, availability or use would be contrary to law or regulation. The sale of shares of the fund may be restricted in certain jurisdictions. In particular shares may not be offered or sold, directly or indirectly in the United States or to U.S. Persons, as is more fully described in the Fund's Prospectus. Evenlode Investment Management Limited is authorised and regulated by the Financial Conduct Authority, No. 767844. The Fund is authorised and regulated in the Republic of Ireland by the Central Bank of Ireland.

The MSCI information may only be used for your internal use, may not be reproduced or disseminated in any form and may not be used as a basis for or a component of any financial instruments or products or indices. None of the MSCI information is intended to constitute investment advice or a recommendation to make (or refrain from making) any kind of investment decision and may not be relied on as such. Historical data and analysis should not be taken as an indication or guarantee of any future performance analysis, forecast or prediction. The MSCI information is provided on an "as is" basis and the user of this information assumes the entire risk of any use made of this information. MSCI, each of its affiliates and each other person involved in or related to compiling, computing or creating any MSCI information (collectively, the "MSCI Parties") expressly disclaims all warranties (including, without limitation, any warranties of originality, accuracy, completeness, timeliness, non-infringement, merchantability and fitness for a particular purpose) with respect to this information. Without limiting any of the foregoing, in no event shall any MSCI Party have any liability for any direct, indirect, special, incidental, punitive, consequential (including, without limitation, lost profits) or any other damages. (www.msci.com).

EAA Fund Large-Cap Growth Equity Sector – © Morningstar 2024. All rights reserved. The information contained herein: (1) is proprietary to Morningstar and/or its content providers; (2) may not be copied, adapted or distributed; and (3) is not warranted to be accurate, complete or timely. Neither Morningstar nor its content providers are responsible for any damages or losses arising from any use of this information, except where such damages or losses cannot be limited or excluded by law in your jurisdiction.

Past financial performance is no guarantee of future results.



IMPORTANT INFORMATION - CONTINUED

Spring Capital Partners GmbH and Spring Capital Partners AB ("Tied Agent") are tied agents within the meaning of Article 29 (3) of Directive 2014/65/EU ("MiFID II" as implemented in the respective national legislation) of Acolin Europe AG, which is authorised and regulated by the German Bundesanstalt für Finanzdienstleistungsaufsicht (BaFin) with BaFin-ID: 10135649. The Tied Agent is entered in the public register of tied agents held by BaFin. Within the scope of providing financial services ("investment brokerage" within the meaning of Annex I A (1) MiFID II as implemented in the respective national legislation by promotion of the potential investor's willingness to enter into a transaction but excluding the reception and transmission of orders in relation to one or more financial instruments), the Tied Agent acts exclusively on behalf and for the account of Acolin Europe AG and undertakes to exclusively distribute funds. The information provided by the Tied Agent is intended for informational purposes only and does not represent an offer to purchase or sell financial instruments. All information is provided without any guarantee. This information neither represents any investment / legal / tax advice, nor any recommendation. The Tied Agent points out that every investment decision should be made after consulting an advisor. The information is intended exclusively for professional clients within the meaning of Annex II MiFID II. The information provided may not be copied or further distributed to third parties without the prior consent of Acolin Europe AG. The information may not be given to persons or companies that do not have their ordinary residence or domicile in the countries in which Acolin Europe AG is authorized to provide financial services. In particular, the information may not be made available to US citizens or persons residing in the USA.

How to Invest

You can buy shares in the fund by contacting [Societe Generale Securities Services](#) via email, phone or fax:

Service.Ta-Dublin@sgss.socgen.com

+353 (0)1 675 0300

+353 (0)1 675 0351 (fax)

Administrator: Societe Generale Securities Services, IFSC House, Custom House Quay, Dublin, D01 R2P9.

ManCo: Gateway Fund Services Limited, 56 Fitzwilliam Square, Dublin 2, D02 X224, Ireland.

Email: gateway@gfsmanco.com

Contact Evenlode

The Long Barn
Chalford Park Barns
Oxford Road
Chipping Norton
Oxfordshire
OX7 5QR
United Kingdom

Phone - +44 (0)1608 695200

Calls are recorded

Email - evenlode@evenlodeinvestment.com

www.evenlodeinvestment.com



Please contact Spring Capital Partners.

+44 (0)20 3307 8086 evenlode@springcapitalpartners.com