

EVENLODE GLOBAL OPPORTUNITIES

MONTHLY FACTSHEET all data as at 31 July 2022 unless otherwise indicated



This is a marketing communication. Please refer to the prospectus and to the Key Investor Information Documents (KIIDs) before making any final investment decisions.

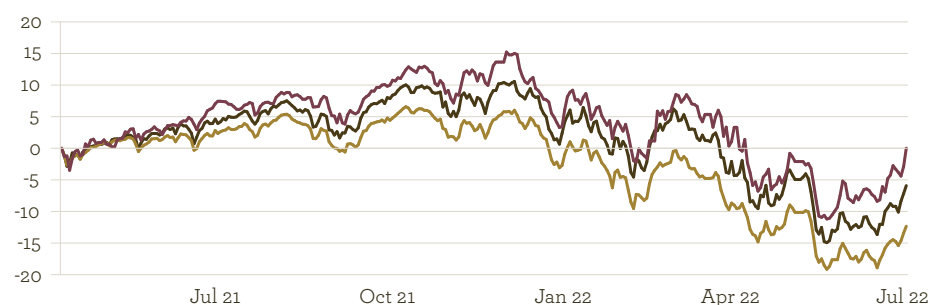
MANAGER COMMENTARY

The Evenlode Global Opportunities Fund rose in July, measurably ahead of its comparator benchmark, the MSCI World Index. It is not clear where the markets go from here after the powerful rally in July, particularly as we do not see ourselves as expert readers of the economic tea leaves. While we cannot say if this was a bottoming or a bear market rally, we can focus on the corporate results being announced by portfolio companies in the second quarter calendar 2022 earnings season. As with Q1 2022, they were uniformly resilient. Portfolio companies have used their pricing power to protect gross margins against input cost inflation, reaffirming their high priority to their customers in a time of stress. Most importantly, they have continued to reinvest in their competitive advantages at a time when many rivals, particularly those funded by venture capital equity and speculative-grade debt, are being forced to scale back rapidly. For companies with low leverage, high reinvestment, and high pricing power, any meaningful economic downturn is an opportunity to gain market share.

Roughly halfway through a very bumpy year, it's not a bad time to take stock of where we stand. Since Evenlode was founded, we have worked on the assumption that it is possible to build portfolios of companies with long-term fundamental compounding returns superior to the wider market, while also using a valuation discipline which limits drawdowns in stressed markets. We had no idea at the fund's launch in July 2020 that such dramatically choppy markets lay ahead, but in retrospect this provided opportunity to demonstrate the compatibility of Evenlode's investment philosophy with a non-income strategy, delivering above-market cashflow growth with downside volatility similar to or better than the wider benchmark. Importantly, this was the case even before the powerful rally in July. This being said, the current bout of market turbulence is almost certainly far from over, and we remain vigilant both to pricing opportunities and to new stresses on portfolio companies.

As ever, we would like to thank all our investors for their trust and backing, and we continue to focus our efforts on preserving and growing your capital.

PERFORMANCE SINCE LAUNCH (%)



CUMULATIVE PERFORMANCE

	1 Mth	3 Mths	6 Mths	1 Yr	3 Yrs	Launch ¹
■ Fund (%) ²	9.0	-3.2	-5.7	-6.9	-	0.0
■ Benchmark (%) ³	7.9	-1.3	-9.4	-9.2	-	-5.6
■ Sector (%)	6.1	-3.1	-11.0	-13.8	-	-11.8
Rank in sector	154/1901	900/1856	82/1784	106/1644	-/-	9/1580
Quartile	1	2	1	1	-	1

CALENDAR YEAR PERFORMANCE (%)

	YTD	2021	2020	2019	2018	2017
Fund ²	-12.9	-	-	-	-	-
Benchmark ³	-14.2	-	-	-	-	-
Sector	-16.8	-	-	-	-	-

FUND ATTRIBUTES

- ✓ Emphasis on sustainable real capital growth
- ✓ Actively managed, with focus on companies with high returns on capital and high cashflow conversion
- ✓ Aims to provide capital growth over the long term
- ✓ Focused portfolio of 30-50 high quality larger companies with growth opportunities
- ✓ Underlying revenue streams from diverse geographies
- ✓ Low portfolio turnover, long-term holding periods

KEY DETAILS

Sector	EAA Fund Large-Cap Blend Equity
Benchmark	MSCI World
Strategy launch date	15 July 2020
Fund launch date	10 May 2021
Strategy size ⁴	US\$58 million
Fund size	US\$1 million
No. of Holdings	32
Active share ⁵	86.8%
Valuation point	12 noon daily
Div ex dates	1 Mar
Div pay dates	end Apr
Fund domicile	Ireland
Countries of registration	Ireland, UK, Switzerland*

Past performance is not a reliable indicator of future results.

1. From launch date 10 May 2021 (Fund).
2. Evenlode Global Opportunities X Acc USD shares.
3. Benchmark is MSCI World (with net dividends reinvested) in USD.
4. Strategy size refers to the combined fund value of TB Evenlode Global Equity and Evenlode Global Opportunities, in USD terms.
5. Active share is calculated against the fund's Comparator Benchmark, the MSCI World.

*The Fund has appointed as Swiss Representative Waystone Fund Services (Switzerland) SA, Av. Villamont 17, 1005 Lausanne, Switzerland, Tel: +41 21 311 17 77, switzerland@waystone.com. The Fund's Swiss paying agent is Banque Cantonale de Genève. In respect of the Shares distributed in or from Switzerland, the place of performance and jurisdiction is at the registered office of the Swiss Representative.



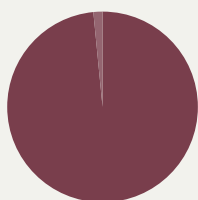
PORTFOLIO

Sector allocation (%)

Information Technology	29.9	
Consumer Staples	20.9	
Industrials	18.4	
Communication Services	9.7	
Consumer Discretionary	8.4	
Financials	6.9	
Health Care	4.2	
Cash	1.5	

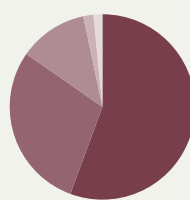
Top 20 holdings (%)

Microsoft	6.5
Mastercard	6.5
Alphabet	6.4
Wolters Kluwer	5.3
Nestlé	4.7
Medtronic	4.2
Heineken	3.9
Accenture	3.7
RELX	3.7
LVMH	3.4
Estée Lauder	3.4
Adobe	3.0
Broadridge Financial	3.0
Hermès International	2.9
Experian	2.9
Intercontinental Exchange	2.8
Diageo	2.6
Pernod Ricard	2.5
Verisk Analytics	2.5
L'Oréal	2.3
Total	76.2



Size allocation (%)

Large Cap (> £10 bn)	98.5
Cash	1.5



Geographical allocation (%)

North America	55.6
Europe	29.1
United Kingdom	12.0
Asia	1.8
Cash	1.5

Investors will own shares in Evenlode Global Opportunities, not in the underlying holdings; these are the underlying assets owned by the fund



INVESTMENT TEAM

The Evenlode Investment Team totals 15 staff. Fund managers are supported by a team of analysts including three dedicated stewardship analysts, and the team works collegiately to challenge thinking and share ideas.



CHRIS ELLIOTT

Fund Manager

Chris is a fund manager on the Evenlode Global Equity strategy, which launched in 2020, and on the Evenlode Global Income strategy, which launched in 2017. Chris is a fully qualified Chartered Financial Analyst and has a degree from the University of Cambridge in Mathematics and Economics. Prior to Evenlode, Chris worked as a senior software engineer.



JAMES KNOEDLER

Fund Manager

James is a fund manager on the Evenlode Global Equity strategy, which launched in 2020. He previously worked as an Equities Analyst at Independent Franchise Partners (IFP) and before that worked as an Investment Analyst at Arisaig Partners and Newlands Investment Management. James graduated from Oxford University with a first-class degree in English and holds a Masters degree in Finance from the London Business School.



CHRIS MOORE

Head of Research

Chris joined Evenlode Investment Management in February 2018 having previously been an equity research analyst at Investec Bank and Berenberg. Chris is a fully qualified Chartered Accountant and Chartered Financial Analyst, and studied Accounting and Finance at Warwick University.

ENVIRONMENTAL, SOCIAL AND GOVERNANCE (ESG)



SAWAN KUMAR

Head of Stewardship



CHARLIE FREITAG

Stewardship Analyst



BETHAN ROSE

Sustainable Investment Analyst

Integration into the investment process

We use active engagement to move portfolio companies along their net zero journey. This is where we can have the biggest impact and can contribute to real decarbonisation in the economy. Engagement is a core component of our approach to integrating sustainability and we consider this to be a value-add for both parties. We engage with all investee companies to gather information on the firm's approach to a range of environmental, social and governance matters, which inform our view on the risks and opportunities that the company faces. Discussing challenges with companies enables us to understand their business context and obtain more information about their mitigation of and resilience to the risks that we perceive.

Our ongoing commitment

Signatory of:



Evenlode Investment Management became a signatory to the United Nations Principles for Responsible Investment (UNPRI) in 2018. By becoming signatories, we commit to implementing these principles and incorporating environmental, social and governance factors into our investment process to help enhance returns and better manage risk for our clients.

- ✓ Strategy & Governance: A+
- ✓ Integration: A+
- ✓ Engagement: A
- ✓ Proxy Voting: A

Recent publications for download

- ✓ UNPRI Assessment Report
- ✓ Responsible Investment Report
- ✓ Carbon Emissions Report

MSCI Rating



Data as at 30 June 2022. Based on 99.9% of AUM. MSCI ESG Fund ratings are intended to measure the resilience of funds to long-term risks and opportunities arising from environmental, social and governance issues.

Morningstar® Ratings



Ratings as at 31 May 2022. Based on 100.0% of AUM. The Morningstar® Sustainability Rating™ is intended to measure how well the issuing companies of the securities within a fund's portfolio holdings are managing their environmental, social, and governance risks and opportunities relative to the fund's Morningstar Global Category peers.

© 2021 Morningstar. All rights reserved. The information contained herein: (1) is proprietary to Morningstar and/or its content providers; (2) may not be copied or distributed; and (3) is not warranted to be accurate, complete, or timely. Neither Morningstar nor its content providers are responsible for any damages or losses arising from any use of this information. Past performance is no guarantee of future results. MSCI ESG Research LLC's ("MSCI ESG") Fund Metrics and Ratings (the "Information") provide environmental, social and governance data with respect to underlying securities within more than 31,000 multi-asset class Mutual Funds and ETFs globally. MSCI ESG is a Registered Investment Adviser under the Investment Advisers Act of 1940. MSCI ESG materials have not been submitted to, nor received approval from, the US SEC or any other regulatory body. None of the Information constitutes an offer to buy or sell, or a promotion or recommendation of, any security, financial instrument or product or trading strategy, nor should it be taken as an indication or guarantee of any future performance, analysis, forecast or prediction. None of the Information can be used to determine which securities to buy or sell or when to buy or sell them. The Information is provided "as is" and the user of the Information assumes the entire risk of any use it may make or permit to be made of the Information.



SHARE CLASS DETAILS

	USD shares	
Share class	I ACC	X ACC
SEDOL codes	BLR7572	BLR75D8
Share price	\$0.96	\$1.00
Minimum lump sum	\$1 million	\$10 million
Periodic charge ¹	0.95%	0.75%
Ex ante transaction cost	0.16%	0.16%

1. Equivalent to OCF. For full information on the periodic charge, please refer to the Fees, Costs and Expenses section of the Evenlode Global Opportunities Fund Supplement to the Evenlode ICAV Prospectus.

The share classes listed above have launched and are available for investment. Other share classes are listed in the Evenlode ICAV Global Opportunities Fund prospectus supplement. Class R shares have a minimum investment of \$/€/£1,000, and an OCF of 1.50%. For full information on the share classes, please refer to the Key Investor Information documents.

WHAT ARE THE RISKS?

As a focused equity portfolio of between 30 and 50 investments, the fund can involve higher risk and higher volatility. The value of an investment can fall as well as rise as a result of market and currency movement; you may not get back the amount originally invested. You should therefore regard your investment as long term. Details on the risk factors are included in the fund's prospectus, available on our website.

INVESTOR PROFILE

The Fund may appeal to investors who:

- ✓ Desire capital growth over the long term
- ✓ Accept the risk associated with the volatile nature of equity investments
- ✓ Plan to hold their investment for at least 5 years

IMPORTANT INFORMATION

This Factsheet has been produced by Evenlode Investment Management Limited. Evenlode Global Opportunities is a sub-fund of the Evenlode ICAV. Prospective investors should seek independent financial advice. Full details of the Evenlode Funds, including risk warnings, are published in the Evenlode Funds Prospectus and the Evenlode Funds Key Investor Information Documents (KIIDs) which are available on request and at www.evenlodeinvestment.com. The Evenlode Funds are subject to normal stock market fluctuations and other risks inherent in such investments. The value of your investment and the income derived from it can go down as well as up, and you may not get back the money you invested, you should therefore regard your investment as long term. As a focused portfolio of between 30 and 50 investments, Evenlode Global Opportunities carries more risk than a fund spread over a larger number of stocks. The fund has the ability to invest in derivatives for the purposes of EPM, which may restrict gains in a rising market. Investments in overseas equities may be affected by changes in exchange rates, which could cause the value of your investment to increase or diminish. Every effort is taken to ensure the accuracy of the data used in this document but no warranties are given. This factsheet is neither directed to, nor intended for distribution or use by, any person or entity who is a citizen or resident of or located in any locality, state, country or jurisdiction where such distribution, publication, availability or use would be contrary to law or regulation. The sale of shares of the fund may be restricted in certain jurisdictions. In particular shares may not be offered or sold, directly or indirectly in the United States or to U.S. Persons, as is more fully described in the Fund's Prospectus. Evenlode Investment Management Limited is authorised and regulated by the Financial Conduct Authority, No. 767844. The Fund is authorised and regulated in the Republic of Ireland by the Central Bank of Ireland.

The MSCI information may only be used for your internal use, may not be reproduced or disseminated in any form and may not be used as a basis for or a component of any financial instruments or products or indices. None of the MSCI information is intended to constitute investment advice or a recommendation to make (or refrain from making) any kind of investment decision and may not be relied on as such. Historical data and analysis should not be taken as an indication or guarantee of any future performance analysis, forecast or prediction. The MSCI information is provided on an "as is" basis and the user of this information assumes the entire risk of any use made of this information. MSCI, each of its affiliates and each other person involved in or related to compiling, computing or creating any MSCI information (collectively, the "MSCI Parties") expressly disclaims all warranties (including, without limitation, any warranties of originality, accuracy, completeness, timeliness, non-infringement, merchantability and fitness for a particular purpose) with respect to this information. Without limiting any of the foregoing, in no event shall any MSCI Party have any liability for any direct, indirect, special, incidental, punitive, consequential (including, without limitation, lost profits) or any other damages. (www.msci.com).

EAA Fund Large-Cap Blend Equity Sector - © Morningstar 2021. All rights reserved. The information contained herein: (1) is proprietary to Morningstar and/or its content providers; (2) may not be copied, adapted or distributed; and (3) is not warranted to be accurate, complete or timely. Neither Morningstar nor its content providers are responsible for any damages or losses arising from any use of this information, except where such damages or losses cannot be limited or excluded by law in your jurisdiction.

How to Invest

You can buy shares in the fund by visiting:
Societe Generale Securities Services

Or contacting them via email, phone or fax:
Service.Ta-Dublin@sgss.socgen.com
+353 (0)1 675 0300
+353 (0)1 675 0351 (fax)

Administrator: Societe Generale Securities Services, IFSC House, Custom House Quay, Dublin, D01 R2P9.

ManCo: Equity Trustees Fund Services (Ireland) Limited, 56 Fitzwilliam Square, Dublin 2, D02 X224, Ireland.

Contact Evenlode

The Long Barn
Chalford Park Barns
Oxford Road
Chipping Norton
Oxfordshire
OX7 5QR
United Kingdom

+44 (0)1608 695200
Calls are recorded
www.evenlodeinvestment.com

springcapital Please contact Spring Capital Partners.
+44 (0)20 3307 8086 evenlode@springcapitalpartners.com