

# EVENLODE GLOBAL DIVIDEND



MONTHLY FACTSHEET all data as at 31 May 2021

## MANAGER COMMENTARY

We have continued to be active in managing the portfolio's positioning in response to the market valuation environment. The most significant increases in recent months have been in adding to consumer goods companies such as Procter & Gamble and Nestlé, healthcare businesses such as Roche and media firms Wolters Kluwer and RELX. The biggest decreases have been largely focussed on the technology sector, where we do still see some value but where there is less appeal relative to other options in our investable universe; we have reduced the fund's position in Hexagon by a percentage point since the end of March for example. When changing position sizes in response to market price moves we usually move incrementally through time (a process we call 'nudging' the portfolio), acknowledging that valuing corporations is an imprecise endeavour. Whilst imprecise, we do believe that it is important to manage valuation risk and opportunity appropriately.

One change we made outside of our valuation discipline in May was to dispose of the fund's position in chipmaking giant Intel. The company has experienced increasing competition and some difficulty in moving its manufacturing on to the next generation of technology. It is addressing these issues, but at the cost of increased capital expenditure which moves the business beyond what we consider to be 'asset light', one of our key criteria for a company to be included in the portfolio. On the plus side for Intel there is a huge demand for processing capacity and it is one of only two firms in the world that has the most advanced technology at scale. So the disposal decision was not completely clear cut, but we do have many other options in the information technology sector that more firmly meet our asset light criteria.

## PERFORMANCE SINCE LAUNCH (%)



## CUMULATIVE PERFORMANCE

	1 Mth	3 Mths	6 Mths	1 Yr	3 Yrs	Launch <sup>1</sup>
■ Fund (%) <sup>2</sup>	1.7	12.0	15.6	30.8	47.5	49.2
■ Benchmark (%) <sup>3</sup>	1.4	9.7	16.1	40.6	49.8	47.8
Sector (%)	2.8	10.3	16.4	36.1	30.3	28.2
Rank in sector	160/186	35/186	98/185	131/174	10/155	6/155
Quartile	4	1	3	3	1	1

## CALENDAR YEAR PERFORMANCE (%)

	YTD	2020	2019	2018	2017	2016
Fund <sup>2</sup>	11.6	7.0	27.2	-	-	-
Benchmark <sup>3</sup>	11.4	15.9	27.7	-	-	-

### Past performance is not a reliable indicator of future results.

All performance data used on this factsheet is total return, bid-to-bid USD terms, and sourced from Financial Express, Morningstar and MSCI.

\*The Fund has appointed as Swiss Representative Waystone Fund Services SA, Av. Villamont 17, 1005 Lausanne, Switzerland. Tel: +41 21 3111777 Email: Switzerland@waystone.com The Fund's Swiss paying agent is Banque Cantonale de Genève. The Prospectus, the Key Investor Information Documents, the Instrument of Incorporation as well as the annual and semi-annual reports may be obtained free of charge from the Swiss Representative in Lausanne. In respect of the Shares distributed in or from Switzerland, the place of performance and jurisdiction is at the registered office of the Swiss Representative. The issue and redemption prices are published at each issue and redemption on [www.fundinfo.com](http://www.fundinfo.com). The information provided here is for general information only and historical performance is not a guide to current or future performance. The performance data does not take account of commissions and costs incurred on the issue and redemption of shares.

## FUND ATTRIBUTES

- ✓ Emphasis on sustainable real dividend growth
- ✓ Focus on companies with high returns on capital and strong free cash-flow
- ✓ Focused portfolio of 30-50 high quality dividend paying global equities
- ✓ Low portfolio turnover with long-term holding periods
- ✓ Invests across the world in companies with diverse multi-national revenue streams

## KEY DETAILS

Sector	EAA Fund Global Equity Income
Benchmark	MSCI World
Strategy launch date	20 November 2017
Fund launch date	16 May 2018
Strategy size <sup>4</sup>	US\$1,793 million
Fund value	US\$89 million
No. of holdings	37
Historic yield <sup>5</sup>	1.6%
Active share <sup>6</sup>	96.1%
Valuation point	12 noon daily
Div ex dates	1 Mar, Jun, Sep, Dec
Div pay dates	end Apr, Jul, Oct, Jan
Fund domicile	Ireland
Countries of registration	Ireland, UK, Switzerland*

1. From launch date: 16 May 2018 (Fund).

2. Evenlode Global Dividend I Inc USD shares.

3. Benchmark is MSCI World (with net dividends reinvested) in USD.

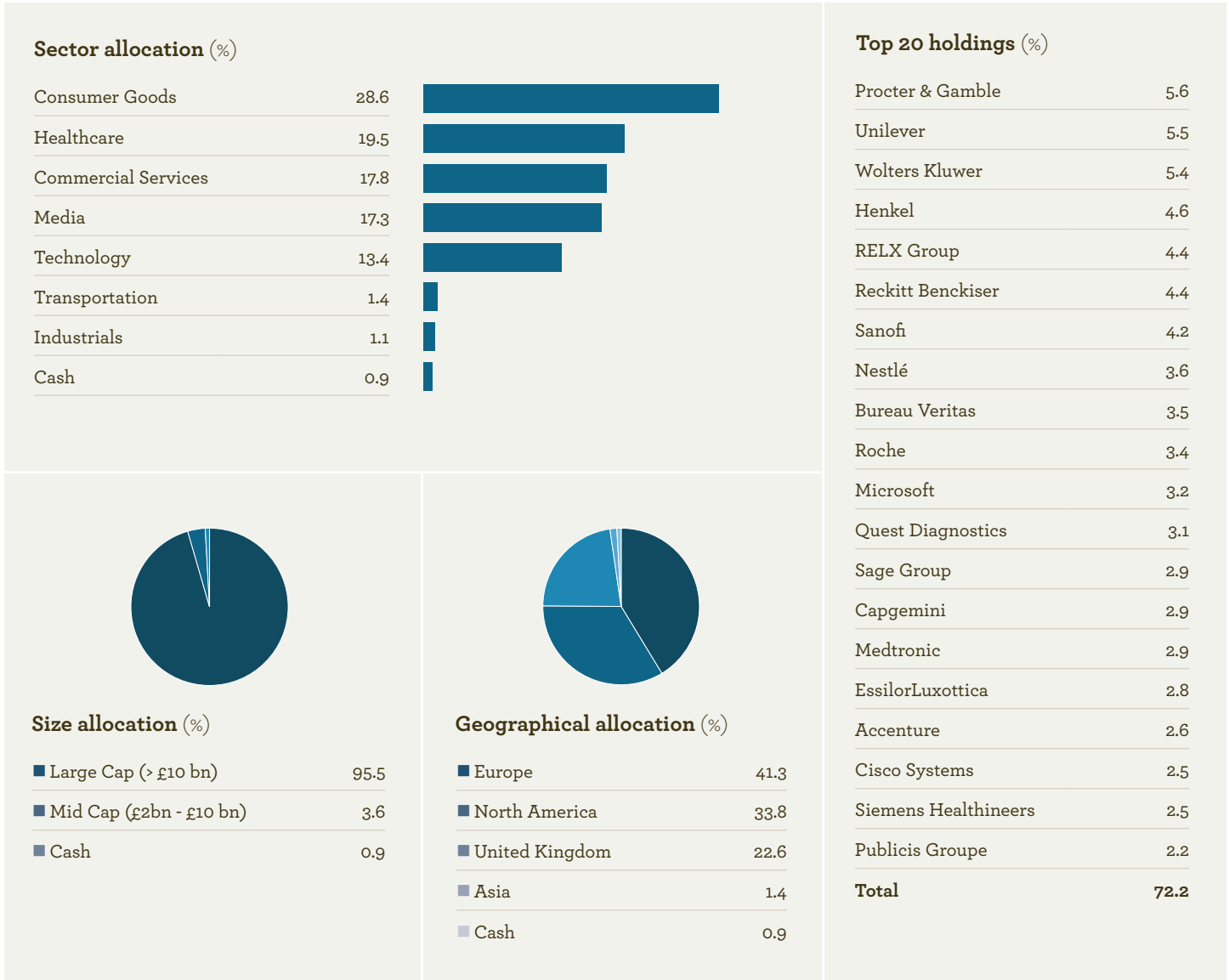
4. Strategy size refers to the combined fund value of TB Evenlode Global Income and Evenlode Global Dividend, in USD terms.

5. The historic yield reflects distributions over the past 12 months as a percentage of the price of the X Inc USD share class as at the date shown. It does not include any initial charge and investors may be subject to tax on their distributions.

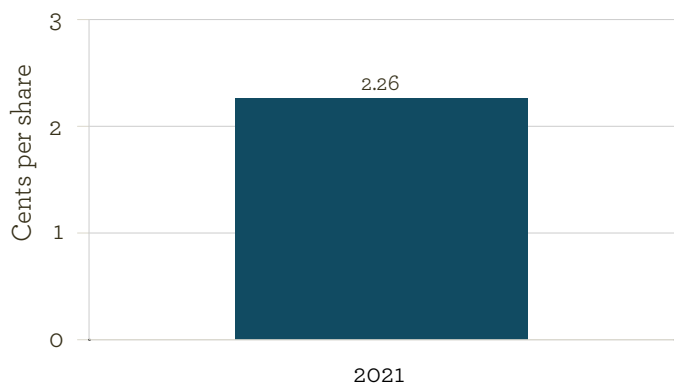
6. Active share is calculated against the fund's Benchmark, the MSCI World.



PORTFOLIO



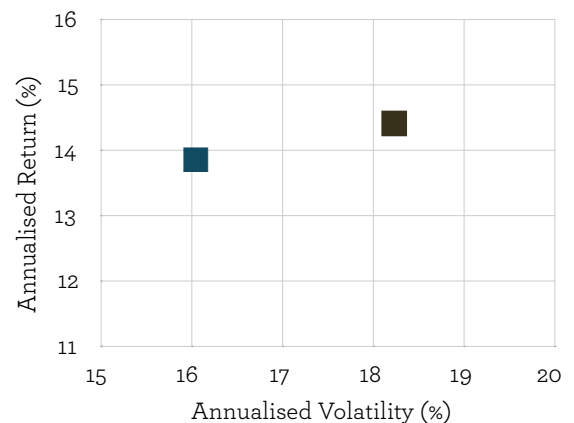
ANNUAL DIVIDEND PAYMENTS



USD X Inc Shares. Cents per share figures relate to the fund's financial year ended February of the relevant year.

Fund launched in 2018 as a feeder fund and became a stand-alone fund in March 2020 so annual dividend payments are just shown from 2021 onwards.

RISK RETURN (3 YEAR)



■ Evenlode Global Dividend I Inc USD  
 ■ MSCI World USD



## INVESTMENT TEAM

The Evenlode Investment Team totals 13 staff. Fund managers are supported by a team of analysts including two dedicated stewardship analysts, and the team works collegiately to challenge thinking and share ideas.



**BEN PETERS**

Fund Manager

Ben has been a manager of the Evenlode Global Income strategy since launch in 2017, and has worked on the TB Evenlode Income fund since launch in 2009. Ben has a doctorate from the University of Oxford and a first-class degree from University College London, both in the field of physics. He holds the Investment Management Certificate and level 1 of the Chartered Financial Analyst qualification.



**CHRIS ELLIOTT**

Fund Manager

Chris is a fund manager on the Evenlode Global Income strategy, which launched in 2017, and on the TB Evenlode Global Equity fund, which launched in 2020. Chris is a fully qualified Chartered Financial Analyst and has a degree from the University of Cambridge in Mathematics and Economics. Prior to Evenlode, Chris worked as a senior software engineer.



**CHRIS MOORE**

Head of Research

Chris joined Evenlode Investment Management in February 2018 having previously been an equity research analyst at Investec Bank and Berenberg. Chris is a fully qualified Chartered Accountant and Chartered Financial Analyst, and studied Accounting and Finance at Warwick University.

## ENVIRONMENTAL, SOCIAL AND GOVERNANCE (ESG)



**SAWAN KUMAR**

Head of Stewardship



**CHARLIE FREITAG**

Stewardship Analyst

### Our philosophy

As long-term investors, we consider stewardship to be an important part of our investment philosophy and engage actively with the companies in which the Evenlode funds are invested. We believe that the consideration of ESG factors in our investment process and long-term engagement with our investee companies, can help to sustain and improve returns for Evenlode clients and create better outcomes for society at large.

### Our ongoing commitment

Signatory of:




Evenlode Investment Management became a signatory to the United Nations Principles for Responsible Investment (UNPRI) in 2018. By becoming signatories, we commit to implementing these principles and incorporating environmental, social and governance factors into our investment process to help enhance returns and better manage risk for our clients.

- ✔ Strategy & Governance: **A+**
- ✔ Integration: **A+**
- ✔ Engagement: **A**
- ✔ Proxy Voting: **A**

### Recent publications for download

- ✔ [UNPRI Assessment Report](#)
- ✔ [Responsible Investment Report](#)
- ✔ [Carbon Emissions Report](#)

### MSCI Rating



Ratings as of 31 May 2021. MSCI ESG Fund ratings aim to measure the resilience of funds to long-term risks and opportunities arising from environmental, social and governance issues.

### Morningstar® Ratings



Data as at 30 April 2021. Based on 100% of AUM. The Morningstar® Sustainability Rating™ is intended to measure how well the issuing companies of the securities within a fund's portfolio holdings are managing their environmental, social, and governance risks and opportunities relative to the fund's Morningstar Global Category peers.



Data as at 31 March 2021. Based on 98.26% of AUM. The Morningstar® Low Carbon Designation™ is intended to allow investors to easily identify low-carbon funds across the global universe. The designation is an indicator that the companies held in a portfolio are in general alignment with the transition to a low-carbon economy.

© 2021 Morningstar. All rights reserved. The information contained herein: (1) is proprietary to Morningstar and/or its content providers; (2) may not be copied or distributed; and (3) is not warranted to be accurate, complete, or timely. Neither Morningstar nor its content providers are responsible for any damages or losses arising from any use of this information. Past performance is no guarantee of future results. MSCI ESG Research LLC's ("MSCI ESG") Fund Metrics and Ratings (the "Information") provide environmental, social and governance data with respect to underlying securities within more than 31,000 multi-asset class Mutual Funds and ETFs globally. MSCI ESG is a Registered Investment Adviser under the Investment Advisers Act of 1940. MSCI ESG materials have not been submitted to, nor received approval from, the US SEC or any other regulatory body. None of the Information constitutes an offer to buy or sell, or a promotion or recommendation of, any security, financial instrument or product or trading strategy, nor should it be taken as an indication or guarantee of any future performance, analysis, forecast or prediction. None of the Information can be used to determine which securities to buy or sell or when to buy or sell them. The Information is provided "as is" and the user of the Information assumes the entire risk of any use it may make or permit to be made of the Information.



## SHARE CLASS DETAILS

	USD shares			EUR shares	GBP shares		
	I INC	I ACC	X INC	X INC	I INC	I ACC	X INC
SEDOL codes	BFZ18W0	BFZ18V9	BG5NF55	BG5NF44	BKT1BS8	BKT1BR7	BF5KD77
Share price	\$1.46	\$1.49	\$1.41	€1.36	121.63p	121.63p	132.91p
Minimum lump sum	\$1 million	\$1 million	\$100 million	€100 million	£1 million	£1 million	£100 million
Periodic charge (%) <sup>1</sup>	0.95	0.95	0.75	0.75	0.95	0.95	0.75
Ex ante transaction cost (%)	0.16	0.16	0.16	0.16	0.16	0.16	0.16
Latest distribution <sup>2</sup>	N/A	N/A	0.77	0.75	N/A	N/A	0.73

1. Equivalent to OCF. For full information on the periodic charge please refer to section 7.1 of the full Prospectus.

2. Cents/share for USD/EUR shares and pence/share for GBP shares. XD date 1 June 2021. Latest distribution rate may be estimated. Where rate is showing as N/A, share class awaiting external investments.

The share classes listed above have launched and are available for investment. Other share classes are listed in the Evenlode ICAV Global Dividend Fund prospectus supplement.

Class R shares have a minimum investment of \$1,000, €1,000 and £1,000 respectively, and an OCF of 1.50%. For full information on the share classes please refer to the Key Investor Information documents.

### WHAT ARE THE RISKS?

As a focused equity portfolio of typically less than 40 investments, the fund can involve higher risk and higher volatility. The value of an investment and the income from it can fall as well as rise as a result of market and currency movement; you may not get back the amount originally invested. You should therefore regard your investment as long term. Details on the risk factors are included in the fund's prospectus, available on our website.

### INVESTOR PROFILE

The Fund may appeal to investors who:

- ✔ Would like the prospect of sustainable real income growth combined with some capital growth over the long term
- ✔ Accept the risk associated with the volatile nature of equity investments
- ✔ Plan to hold their investment for at least 5 years

## IMPORTANT INFORMATION

This Factsheet has been produced by Evenlode Investment Management Limited. Evenlode Global Dividend is a sub-fund of the Evenlode ICAV. Prospective investors should seek independent financial advice. Full details of the Evenlode Funds, including risk warnings, are published in the Evenlode Funds Prospectus, the Evenlode Funds Supplementary Information Document (SID) and the Evenlode Funds Key Investor Information Documents (KIIDs) which are available on request and at [www.evenlodeinvestment.com](http://www.evenlodeinvestment.com). The Evenlode Funds are subject to normal stock market fluctuations and other risks inherent in such investments. The value of your investment and the income derived from it can go down as well as up, and you may not get back the money you invested, you should therefore regard your investment as long term. As a focused portfolio of typically less than 40 investments, Evenlode Global Dividend carries more risk than a fund spread over a large number of stocks. The fund has the ability to invest in derivatives for the purposes of EPM, which may restrict gains in a rising market. Investments in overseas equities may be affected by changes in exchange rates, which could cause the value of your investment to increase or diminish. Every effort is taken to ensure the accuracy of the data used in this document but no warranties are given. Evenlode Investment Management Limited is authorised and regulated by the Financial Conduct Authority, No. 767844. The Fund is authorised and regulated in the Republic of Ireland by the Central Bank of Ireland.

The MSCI information may only be used for your internal use, may not be reproduced or disseminated in any form and may not be used as a basis for or a component of any financial instruments or products or indices. None of the MSCI information is intended to constitute investment advice or a recommendation to make (or refrain from making) any kind of investment decision and may not be relied on as such. Historical data and analysis should not be taken as an indication or guarantee of any future performance analysis, forecast or prediction. The MSCI information is provided on an "as is" basis and the user of this information assumes the entire risk of any use made of this information. MSCI, each of its affiliates and each other person involved in or related to compiling, computing or creating any MSCI information (collectively, the "MSCI Parties") expressly disclaims all warranties (including, without limitation, any warranties of originality, accuracy, completeness, timeliness, non-infringement, merchantability and fitness for a particular purpose) with respect to this information. Without limiting any of the foregoing, in no event shall any MSCI Party have any liability for any direct, indirect, special, incidental, punitive, consequential (including, without limitation, lost profits) or any other damages. ([www.msci.com](http://www.msci.com)).

EAA Fund Global Equity Income Sector - © Morningstar 2021. All rights reserved. The information contained herein: (1) is proprietary to Morningstar and/or its content providers; (2) may not be copied, adapted or distributed; and (3) is not warranted to be accurate, complete or timely. Neither Morningstar nor its content providers are responsible for any damages or losses arising from any use of this information, except where such damages or losses cannot be limited or excluded by law in your jurisdiction.

Past financial performance is no guarantee of future results.



Please contact Spring Capital Partners, in the first instance.  
+44 (0)20 3195 0076 [evenlode@springcapitalpartners.com](mailto:evenlode@springcapitalpartners.com)

### How to Invest

You can buy shares in the fund by visiting:

**Societe Generale Securities Services**

Or contacting them via email, phone or fax:

**Service.Ta-Dublin@sgss.socgen.com**

**+353 (0)1 675 0300**

**+353 (0)1 675 0351 (fax)**

Administrator: Societe Generale Securities Services, IFSC House, Custom House Quay, Dublin, D01 R2P9.

ManCo: Equity Trustees Fund Services (Ireland) Limited, 56 Fitzwilliam Square, Dublin 2, D02 X224, Ireland.

### Contact Evenlode

The Long Barn  
Chalford Park Barns  
Oxford Road  
Chipping Norton  
Oxfordshire  
OX7 5QR  
United Kingdom

**+44 (0)1608 695200**

**[www.evenlodeinvestment.com](http://www.evenlodeinvestment.com)**