

EVENLODE GLOBAL DIVIDEND

MONTHLY FACTSHEET all data as at 30 September 2023 unless otherwise indicated



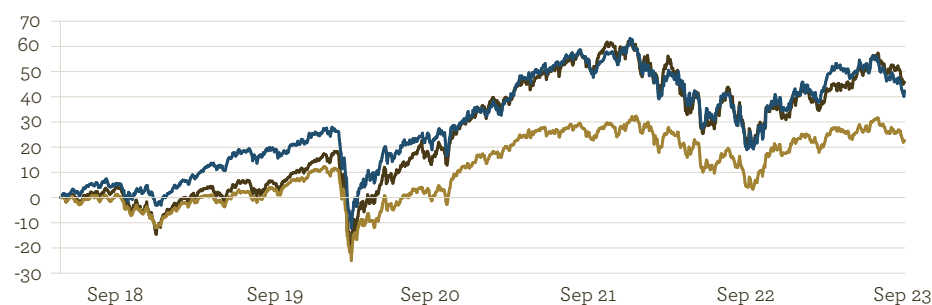
This is a marketing communication. Please refer to the prospectus and to the Key Information Documents (KIDs) before making any final investment decisions.

MANAGER COMMENTARY

Global equity markets have risen in the last few months, driven by the US index albeit with some volatility. The Evenlode Global Dividend strategy has been charting its own course in recent months in a sideways-to-slightly-downwards way. In the context of a rising market this represents underperformance, and relatively new holding Diageo exemplifies why this is the case. It speaks to some of the uncertainties that are around, but also to the opportunity that we see. The well-known alcoholic beverage company has a dividend yield of 2.6% and a solid cash flow profile but is seeing something of a slowdown in consumer demand. This reflects a broader cautious tone on growth across consumer and business-to-business companies, which is manifesting in lower share prices and therefore, for the patient investor, increasingly attractive valuations. As a broad indication of value, the portfolio's free cash flow yield is predicted to weigh in at 5.3% once this year's results are in, not the highest it's ever been but at the high end of its range of the last two years.

During the month we exited the portfolio's position in sportswear firm adidas. Our investment in the company started in March 2022 and it's fair to say it's been a roller coaster ride for the company and its investors since then. Supply chain difficulties, over-stocking at its retail partners, and an errant celebrity tie-up with Kanye West saw the share price slide rapidly. It has now recovered to around the level that we first invested, perhaps showing that the market at least thinks the company will put these difficulties behind it. We think it likely will in the fullness of time, but with other consumer opportunities presenting themselves in the market such as Diageo we can watch from the sidelines for now.

PERFORMANCE SINCE LAUNCH (%)¹



CUMULATIVE PERFORMANCE

	3 Mths	6 Mths	1 Yr	3 Yrs	5 Yrs	10 Yrs	Launch ¹
■ Fund (%) ²	-6.5	-3.1	17.7	16.0	35.5	-	42.4
■ Benchmark (%) ³	-3.5	3.1	22.0	26.3	41.9	-	47.0
■ Sector (%)	-3.5	-0.6	17.4	21.3	21.5	-	22.3
Rank in sector	180/193	159/189	83/180	93/153	14/133	-/-	10/132
Quartile	4	4	2	3	1	-	1

CALENDAR YEAR PERFORMANCE (%)

	YTD	2022	2021	2020	2019	2018
Fund ²	5.0	-16.5	21.3	6.8	27.7	-
Benchmark ³	11.1	-18.1	21.8	15.9	27.7	-
Sector	3.8	-11.9	17.1	4.9	21.6	-

FUND ATTRIBUTES

- ✓ Emphasis on sustainable real dividend growth
- ✓ Actively managed, with focus on companies with high returns on capital and strong free cash-flow
- ✓ Aims to provide income and capital growth over the long term
- ✓ Focused portfolio of 30-50 high quality dividend paying global equities
- ✓ Low portfolio turnover with long-term holding periods
- ✓ Invests across the world in companies with diverse multi-national revenue streams

KEY DETAILS

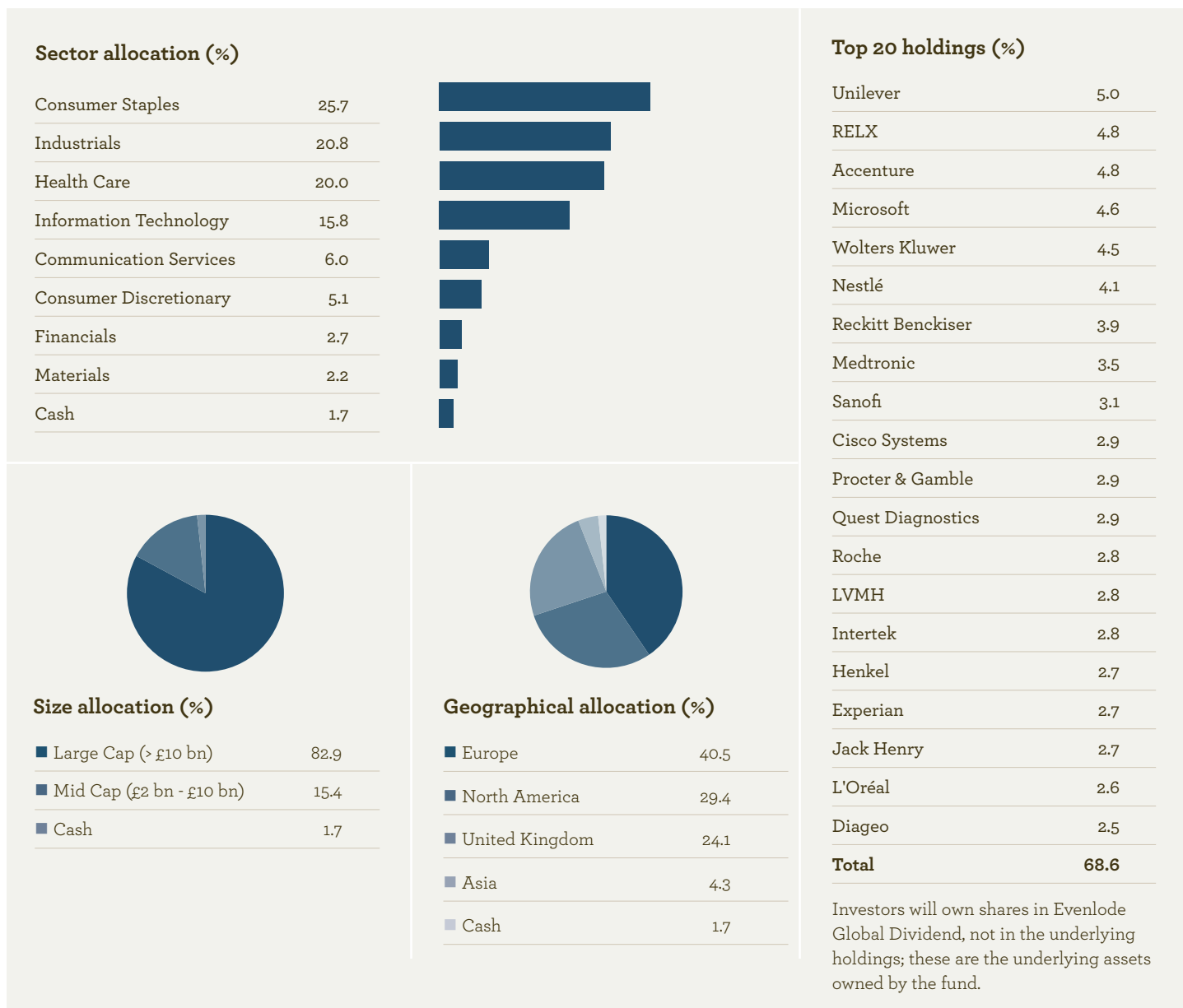
Sector	EAA Fund Global Equity Income
Benchmark	MSCI World Index
Strategy launch date	20 November 2017
Fund launch date	16 May 2018
Strategy size ⁴	US\$2,372 million
Fund size	US\$133 million
No. of Holdings	38
Historic yield ⁵	2.1%
Active share ⁶	90.0%
Valuation point	12 noon daily
Div ex dates	1 Mar, Jun, Sep, Dec
Div pay dates	end Apr, Jul, Oct, Jan
Fund domicile	Ireland
Countries of registration	See Fund Availability table on page 4
SFDR category	Article 8

Past performance is not a reliable indicator of future results.

1. From launch date 16 May 2018 (Fund).
2. Evenlode Global Dividend I Acc USD shares.
3. Benchmark is the MSCI World Index (with net dividends reinvested) in USD.
4. Strategy size refers to the combined fund value of TB Evenlode Global Income and Evenlode Global Dividend, in USD terms.
5. The historic yield reflects distributions over the past 12 months as a percentage of the price of the I Inc USD share class as at the date shown. It does not include any initial charge and investors may be subject to tax on their distributions.
6. Active share is calculated against the fund's Comparator Benchmark, the MSCI World Index.

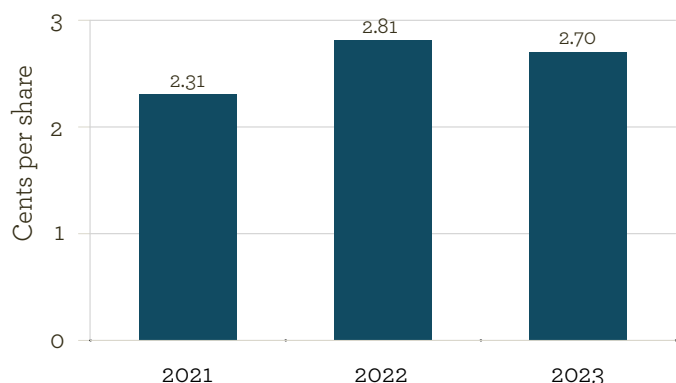


PORTFOLIO



Investors will own shares in Evenlode Global Dividend, not in the underlying holdings; these are the underlying assets owned by the fund.

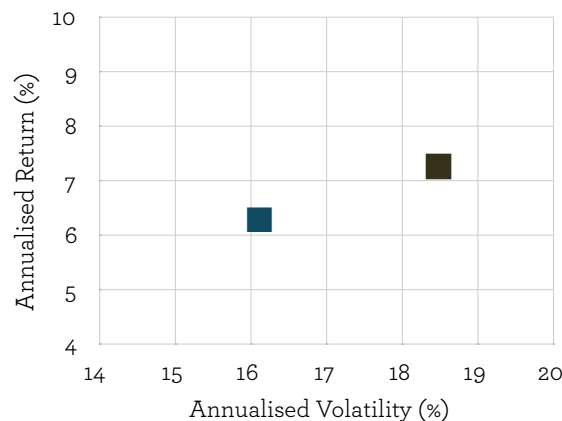
ANNUAL DIVIDEND PAYMENTS



USD I Inc Shares. Cents per share figures relate to the fund's financial year ended February of the relevant year.

Fund launched in 2018 as a feeder fund and became a stand-alone fund in March 2020 so annual dividend payments are just shown from 2021 onwards.

RISK RETURN (5 YEARS)



■ Evenlode Global Dividend I Acc USD Shares
 ■ MSCI World Index

Annualised volatility is calculated using monthly returns.



INVESTMENT TEAM

The Evenlode Investment Team totals 17 staff. Fund managers are supported by a team of analysts including four dedicated stewardship analysts, and the team works collegiately to challenge thinking and share ideas.



BEN PETERS

Fund Manager

Ben has been a manager of the Evenlode Global Income strategy since launch in 2017, and has worked on the TB Evenlode Income fund since launch in 2009. Ben has a doctorate from the University of Oxford and a first-class degree from University College London, both in the field of physics. He holds the Investment Management Certificate and level 1 of the Chartered Financial Analyst qualification.



CHRIS ELLIOTT

Fund Manager

Chris is a fund manager on the Evenlode Global Income strategy, which launched in 2017, and on the TB Evenlode Global Equity fund, which launched in 2020. Chris is a fully qualified Chartered Financial Analyst and has a degree from the University of Cambridge in Mathematics and Economics. Prior to Evenlode, Chris worked as a senior software engineer.



CHRIS MOORE

Head of Research

Chris joined Evenlode Investment Management in February 2018 having previously been an equity research analyst at Investec Bank and Berenberg. Chris is a fully qualified Chartered Accountant and Chartered Financial Analyst, and studied Accounting and Finance at Warwick University.

ENVIRONMENTAL, SOCIAL AND GOVERNANCE (ESG)



SAWAN KUMAR

Head of Stewardship



REBEKAH NASH

Governance Analyst



BETHAN ROSE

Sustainable Investment Analyst

Integration into the investment process

As part of the Evenlode Investment team, we bear a significant responsibility in the analysis of stewardship and ESG issues that pertain to companies within our Evenlode investable universes and portfolios. We firmly believe in the importance of a company's ESG credentials as vital risk factors to evaluate over the long term. Moreover, we are confident that our engagement with companies on these matters can lead to positive outcomes for the portfolios and create long-term value for our clients. We actively engage with all our investee companies to gather information regarding their approach to a wide range of ESG matters which plays a crucial role in shaping our perspective on the risks and opportunities these companies face. We view these engagements as valuable opportunities - discussing challenges with companies enables us to gain a deeper understanding of their business context and acquire more information about their strategies to mitigate risks.

Our ongoing commitment

Signatory of:



Evenlode Investment Management became a signatory to the United Nations Principles for Responsible Investment (UNPRI) in 2018. By becoming signatories, we commit to implementing these principles and incorporating environmental, social and governance factors into our investment process to help enhance returns and better manage risk for our clients.

Investment & Stewardship Policy



Direct - Listed Equity Active fundamental - Incorporation




Direct - Listed Equity Active fundamental - Voting



Recent publications for download

- ✓ UNPRI Assessment Report
- ✓ Responsible Investment Report
- ✓ Carbon Emissions Report

MSCI Rating



Data as at 31 July 2023. Based on 100.0% of AUM. MSCI ESG Fund ratings are intended to measure the resilience of funds to long-term risks and opportunities arising from environmental, social and governance issues.

Morningstar® Ratings



Ratings as at 31 July 2023. Based on 100.0% of AUM. The Morningstar® Sustainability Rating™ is intended to measure how well the issuing companies of the securities within a fund's portfolio holdings are managing their environmental, social, and governance risks and opportunities relative to the fund's Morningstar Global Category peers.



Ratings as at 31 July 2023. Based on 97.5% of AUM. The Morningstar® Low Carbon Designation™ is intended to allow investors to easily identify low-carbon funds across the global universe. The designation is an indicator that the companies held in a portfolio are in general alignment with the transition to a low-carbon economy.

© 2023 Morningstar. All rights reserved. The information contained herein: (1) is proprietary to Morningstar and/or its content providers; (2) may not be copied or distributed; and (3) is not warranted to be accurate, complete, or timely. Neither Morningstar nor its content providers are responsible for any damages or losses arising from any use of this information. Past performance is no guarantee of future results. MSCI ESG Research LLC's ("MSCI ESG") Fund Metrics and Ratings (the "Information") provide environmental, social and governance data with respect to underlying securities within more than 31,000 multi-asset class Mutual Funds and ETFs globally. MSCI ESG is a Registered Investment Adviser under the Investment Advisers Act of 1940. MSCI ESG materials have not been submitted to, nor received approval from, the US SEC or any other regulatory body. None of the Information constitutes an offer to buy or sell, or a promotion or recommendation of, any security, financial instrument or product or trading strategy, nor should it be taken as an indication or guarantee of any future performance, analysis, forecast or prediction. None of the Information can be used to determine which securities to buy or sell or when to buy or sell them. The Information is provided "as is" and the user of the Information assumes the entire risk of any use it may make or permit to be made of the Information.



SHARE CLASS DETAILS

	USD shares			EUR shares	GBP shares		
Share class	I INC	I ACC	X INC	X INC	I INC	I ACC	X INC
SEDOL codes	BFZ18W0	BFZ18V9	BG5NF55	BG5NF44	BKT1BS8	BKT1BR7	BF5KD77
Share price	\$1.35	\$1.42	\$1.28	€1.42	130.56p	134.88p	139.91p
Minimum lump sum	\$1 million	\$1 million	\$10 million	€10 million	£1 million	£1 million	£10 million
Periodic charge ¹	0.95%	0.95%	0.75%	0.75%	0.95%	0.95%	0.75%
Ex ante transaction cost	0.38%	0.38%	0.38%	0.38%	0.38%	0.38%	0.38%
Latest distribution ²	0.66	N/A	0.63	0.68	0.62	N/A	0.67

1. Equivalent to OCF. For full information on the periodic charge, please refer to the Fees, Costs and Expenses section of the Evenlode Global Dividend Fund Supplement to the Evenlode ICAV Prospectus.

2. Pence/share for GBP shares and cents/share for EUR/USD shares. XD date 1 September 2023. Latest distribution rate may be estimated. Where rate is showing as N/A, share class awaiting external investments.

The share classes listed above have launched and are available for investment. Other share classes are listed in the Evenlode ICAV Global Dividend Fund prospectus supplement.

Class R shares have a minimum investment of \$/€/£1,000, and an OCF of 1.50%. For full information on the share classes, please refer to the Key Information Documents.

WHAT ARE THE RISKS?

As a focused equity portfolio of between 30 and 50 investments, the fund can involve higher risk and higher volatility. The value of an investment and the income from it can fall as well as rise as a result of market and currency movement; you may not get back the amount originally invested. You should therefore regard your investment as long term. Details on the risk factors are included in the fund's prospectus, available on our website.

INVESTOR PROFILE

The Fund may appeal to investors who:

- ✔ Would like the prospect of sustainable real income growth combined with some capital growth over the long term
- ✔ Accept the risk associated with the volatile nature of equity investments
- ✔ Plan to hold their investment for at least 5 years

FUND AVAILABILITY

-  Denmark
-  Finland
-  Germany
-  Ireland
-  Luxembourg
-  Norway
-  Sweden
-  Switzerland*

*The Fund has appointed as Swiss Representative Waystone Fund Services (Switzerland) SA, Av. Villamont 17, 1005 Lausanne, Switzerland, Tel: +41 21 311 17 77, switzerland@waystone.com. The Fund's Swiss paying agent is Banque Cantonale de Genève. In respect of the Shares distributed in or from Switzerland, the place of performance and jurisdiction is at the registered office of the Swiss Representative.

IMPORTANT INFORMATION

This Factsheet has been produced by Evenlode Investment Management Limited. Evenlode Global Dividend is a sub-fund of the Evenlode ICAV. Prospective investors should seek independent financial advice. Full details of the Evenlode Funds, including risk warnings, are published in the Evenlode Funds Prospectus and the Evenlode Funds Key Information Documents (KIDs) which are available on request and at www.evenlodeinvestment.com. The Evenlode Funds are subject to normal stock market fluctuations and other risks inherent in such investments. The value of your investment and the income derived from it can go down as well as up, and you may not get back the money you invested, you should therefore regard your investment as long term. As a focused portfolio of between 30 and 50 investments, Evenlode Global Dividend carries more risk than a fund spread over a larger number of stocks. The fund has the ability to invest in derivatives for the purposes of EPM, which may restrict gains in a rising market. Investments in overseas equities may be affected by changes in exchange rates, which could cause the value of your investment to increase or diminish. Every effort is taken to ensure the accuracy of the data used in this document but no warranties are given. This factsheet is neither directed to, nor intended for distribution or use by, any person or entity who is a citizen or resident of or located in any locality, state, country or jurisdiction where such distribution, publication, availability or use would be contrary to law or regulation. The sale of shares of the fund may be restricted in certain jurisdictions. In particular shares may not be offered or sold, directly or indirectly in the United States or to U.S. Persons, as is more fully described in the Fund's Prospectus. Evenlode Investment Management Limited is authorised and regulated by the Financial Conduct Authority, No. 767844. The Fund is authorised and regulated in the Republic of Ireland by the Central Bank of Ireland.

The MSCI information may only be used for your internal use, may not be reproduced or disseminated in any form and may not be used as a basis for or a component of any financial instruments or products or indices. None of the MSCI information is intended to constitute investment advice or a recommendation to make (or refrain from making) any kind of investment decision and may not be relied on as such. Historical data and analysis should not be taken as an indication or guarantee of any future performance analysis, forecast or prediction. The MSCI information is provided on an "as is" basis and the user of this information assumes the entire risk of any use made of this information. MSCI, each of its affiliates and each other person involved in or related to compiling, computing or creating any MSCI information (collectively, the "MSCI Parties") expressly disclaims all warranties (including, without limitation, any warranties of originality, accuracy, completeness, timeliness, non-infringement, merchantability and fitness for a particular purpose) with respect to this information. Without limiting any of the foregoing, in no event shall any MSCI Party have any liability for any direct, indirect, special, incidental, punitive, consequential (including, without limitation, lost profits) or any other damages. (www.msci.com).

EAA Fund Global Equity Income Sector - © Morningstar 2023. All rights reserved. The information contained herein: (1) is proprietary to Morningstar and/or its content providers; (2) may not be copied, adapted or distributed; and (3) is not warranted to be accurate, complete or timely. Neither Morningstar nor its content providers are responsible for any damages or losses arising from any use of this information, except where such damages or losses cannot be limited or excluded by law in your jurisdiction.

Past financial performance is no guarantee of future results.



IMPORTANT INFORMATION - CONTINUED

Spring Capital Partners GmbH (“Tied Agent”) is a tied agent within the meaning of Article 29 (3) of Directive 2014/65/EU (“MiFID II” as implemented in the respective national legislation) of Acolin Europe AG, which is authorised and regulated by the German Bundesanstalt für Finanzdienstleistungsaufsicht (BaFin). The Tied Agent is entered in the public register of tied agents held by BaFin.

Within the scope of providing financial services (“investment brokerage” within the meaning of Annex I A (1) MiFID II as implemented in the respective national legislation by promotion of the potential investor’s willingness to enter into a transaction but excluding the reception and transmission of orders in relation to one or more financial instruments), the Tied Agent acts exclusively on behalf and for the account of Acolin Europe AG and undertakes to exclusively distribute funds.

The information provided by the Tied Agent is intended for informational purposes only and does not represent an offer to purchase or sell financial instruments. All information is provided without any guarantee. This information neither represents any investment / legal / tax advice, nor any recommendation. The Agent points out that every investment decision should be made after consulting an advisor. The information is intended exclusively for professional clients within the meaning of Annex II MiFID II.

The information provided may not be copied or further distributed to third parties without the prior consent of Acolin Europe AG. The information may not be given to persons or companies that do not have their ordinary residence or domicile in the countries in which Acolin Europe AG is authorized to provide financial services. In particular, the information may not be made available to US citizens or persons residing in the USA.

How to Invest

You can buy shares in the fund by contacting

Societe Generale Securities Services

via email, phone or fax:

Service.Ta-Dublin@sgss.socgen.com

+353 (0)1 675 0300

+353 (0)1 675 0351 (fax)

Administrator: Societe Generale Securities Services, IFSC House, Custom House Quay, Dublin, D01 R2P9.

ManCo: Equity Trustees Fund Services (Ireland) Limited, 56 Fitzwilliam Square, Dublin 2, D02 X224, Ireland.

Contact Evenlode

The Long Barn
Chalford Park Barns
Oxford Road
Chipping Norton
Oxfordshire
OX7 5QR
United Kingdom

+44 (0)1608 695200

Calls are recorded

www.evenlodeinvestment.com



Please contact Spring Capital Partners.

+44 (0)20 3307 8086 evenlode@springcapitalpartners.com