

EVENLODE GLOBAL DIVIDEND

MONTHLY FACTSHEET all data as at 30 September 2022 unless otherwise indicated

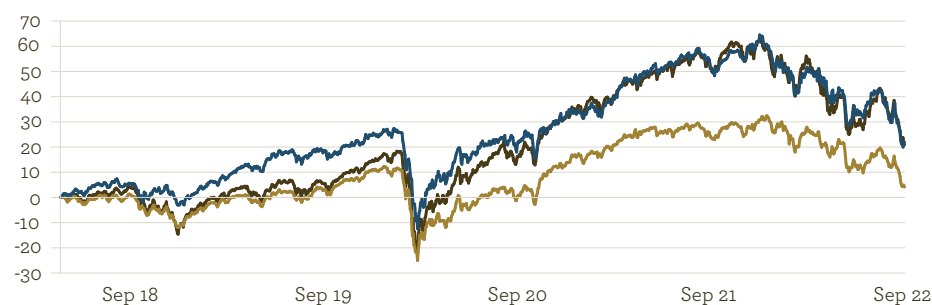


This is a marketing communication. Please refer to the prospectus and to the Key Investor Information Documents (KIIDs) before making any final investment decisions.

MANAGER COMMENTARY

September was a weak month for equity market returns, with the MSCI World Index falling -9.3% in US dollars and -5.5% in sterling (source: FE Analytics). A range of macroeconomic concerns surrounding the interrelated factors of inflation, interest rates, supply chain challenges and the outlook for growth are continuing to cause swings in market sentiment. These have been global themes throughout the year so far, and in the UK, there was additional volatility in the sterling and government debt markets following the new governmental leadership's 'fiscal event'. This announcement of a range of tax cuts and other measures designed to improve economic growth was interpreted by the markets as being counter to efforts to curb inflation, amongst other worries. The US dollar has been strong against a broad swathe of other currencies, adding to the macroeconomic noise this year. During September the fund marginally outperformed its comparator benchmark as its holdings in Media, Information Technology and Consumer Staples companies held up well compared to their index counterparts. Offsetting this was the fund's holdings in Consumer Discretionary firms, notably adidas which has been weak due to the deteriorating economic outlook and supply chain challenges. We continue to think that the longer-term outlook for the business is good and have built into the position as it has weakened. Elsewhere in the portfolio we finished exiting our position in recruitment company Adecco, which we disposed of due to a weakening balance sheet and initiated a position in credit reference agency Experian. The main part of the company provides consumer credit data to lenders, which they can lean on to make lending decisions. There are strong barriers to entry in these markets, and the current macroeconomic situation has presented a valuation opportunity for us to start a position in the company.

PERFORMANCE SINCE LAUNCH (%)



CUMULATIVE PERFORMANCE

	1 Mth	3 Mths	6 Mths	1 Yr	3 Yrs	Launch ¹
■ Fund (%) ²	-8.3	-8.1	-19.4	-19.5	3.6	22.4
■ Benchmark (%) ³	-9.3	-6.2	-21.4	-19.6	14.3	20.6
■ Sector (%)	-8.5	-8.4	-19.4	-17.0	3.0	4.2
Rank in sector	88/191	93/189	96/184	138/180	93/149	9/140
Quartile	2	2	3	4	3	1

CALENDAR YEAR PERFORMANCE (%)

	YTD	2021	2020	2019	2018	2017
Fund ²	-25.6	23.0	7.0	27.2	-	-
Benchmark ³	-25.4	21.8	15.9	27.7	-	-
Sector	-22.1	17.1	4.9	21.6	-	-

FUND ATTRIBUTES

- ✓ Emphasis on sustainable real dividend growth
- ✓ Actively managed, with focus on companies with high returns on capital and strong free cash-flow
- ✓ Aims to provide income and capital growth over the long term
- ✓ Focused portfolio of 30-50 high quality dividend paying global equities
- ✓ Low portfolio turnover with long-term holding periods
- ✓ Invests across the world in companies with diverse multi-national revenue streams

KEY DETAILS

Sector	EAA Fund Global Equity Income
Benchmark	MSCI World
Strategy launch date	20 November 2017
Fund launch date	16 May 2018
Strategy size ⁴	US\$2,009 million
Fund size	US\$115 million
No. of Holdings	39
Historic yield ⁵	2.3%
Active share ⁶	90.3%
Valuation point	12 noon daily
Div ex dates	1 Mar, Jun, Sep, Dec
Div pay dates	end Apr, Jul, Oct, Jan
Fund domicile	Ireland
Countries of registration	Ireland, Switzerland*

Past performance is not a reliable indicator of future results.

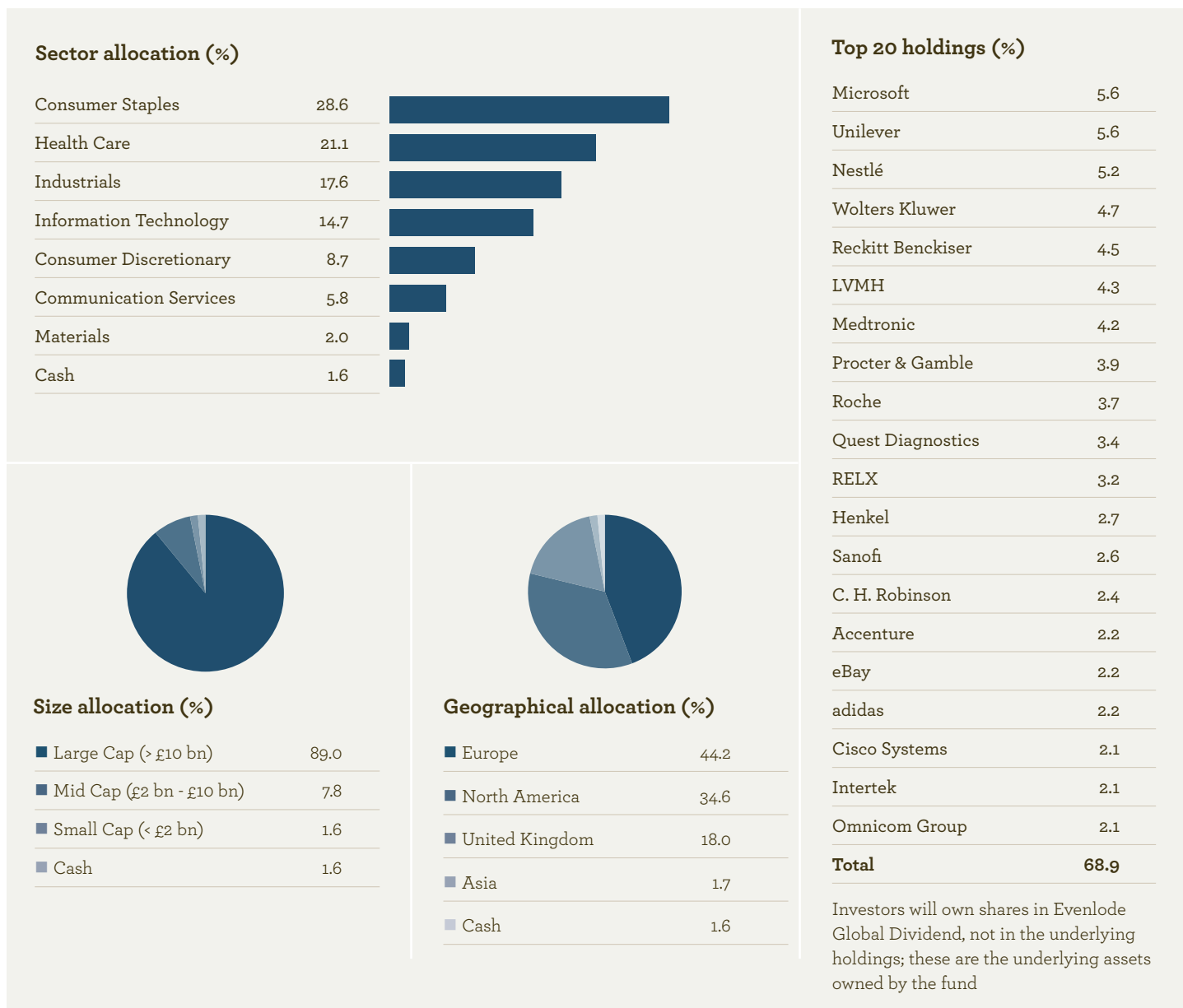
1. From launch date 16 May 2018 (Fund).
2. Evenlode Global Dividend I Inc USD shares.
3. Benchmark is MSCI World (with net dividends reinvested) in USD.
4. Strategy size refers to the combined fund value of TB Evenlode Global Income and Evenlode Global Dividend, in USD terms.
5. The historic yield reflects distributions over the past 12 months as a percentage of the price of the USD X Inc share class as at the date shown. It does not include any initial charge and investors may be subject to tax on their distributions.
6. Active share is calculated against the fund's Comparator Benchmark, the MSCI World.

All performance data used on this factsheet is total return, bid-to-bid USD terms, and sourced from Financial Express, Morningstar and MSCI.

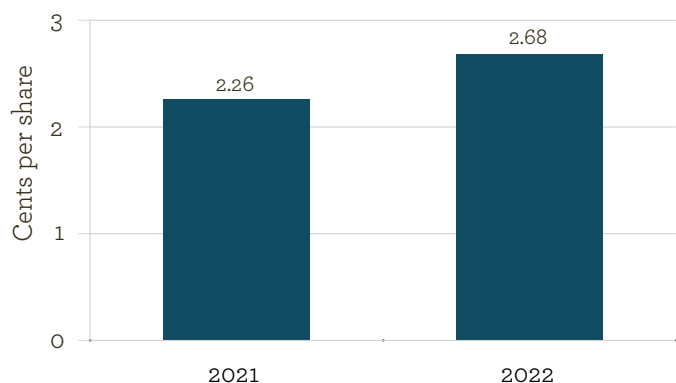
*The Fund has appointed as Swiss Representative Waystone Fund Services (Switzerland) SA, Av. Villamont 17, 1005 Lausanne, Switzerland, Tel: +41 21 311 17 77, switzerland@waystone.com. The Fund's Swiss paying agent is Banque Cantonale de Genève. In respect of the Shares distributed in or from Switzerland, the place of performance and jurisdiction is at the registered office of the Swiss Representative.



PORTFOLIO



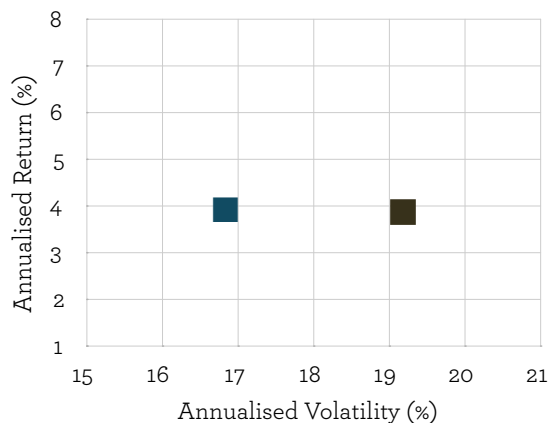
ANNUAL DIVIDEND PAYMENTS



USD X Inc Shares. Cents per share figures relate to the fund's financial year ended February of the relevant year.

Fund launched in 2018 as a feeder fund and became a stand-alone fund in March 2020 so annual dividend payments are just shown from 2021 onwards.

RISK RETURN (4 YEAR)



■ Evenlode Global Dividend I Inc USD Shares
 ■ MSCI World Index



INVESTMENT TEAM

The Evenlode Investment Team totals 15 staff. Fund managers are supported by a team of analysts including three dedicated stewardship analysts, and the team works collegiately to challenge thinking and share ideas.



BEN PETERS

Fund Manager

Ben has been a manager of the Evenlode Global Income strategy since launch in 2017, and has worked on the TB Evenlode Income fund since launch in 2009. Ben has a doctorate from the University of Oxford and a first-class degree from University College London, both in the field of physics. He holds the Investment Management Certificate and level 1 of the Chartered Financial Analyst qualification.



CHRIS ELLIOTT

Fund Manager

Chris is a fund manager on the Evenlode Global Income strategy, which launched in 2017, and on the TB Evenlode Global Equity fund, which launched in 2020. Chris is a fully qualified Chartered Financial Analyst and has a degree from the University of Cambridge in Mathematics and Economics. Prior to Evenlode, Chris worked as a senior software engineer.



CHRIS MOORE

Head of Research


Chris joined Evenlode Investment Management in February 2018 having previously been an equity research analyst at Investec Bank and Berenberg. Chris is a fully qualified Chartered Accountant and Chartered Financial Analyst, and studied Accounting and Finance at Warwick University.

ENVIRONMENTAL, SOCIAL AND GOVERNANCE (ESG)



SAWAN KUMAR

Head of Stewardship



REBEKAH NASH

Governance Analyst



BETHAN ROSE

Sustainable Investment Analyst

Integration into the investment process

To start Evenlode's net zero journey, we prioritised a set of portfolio companies for engagement in 2022 and beyond. In keeping with our engagement goal of 100% of our financed emissions in material sectors to be aligned, achieving net zero or under direct or collective engagement, we executed our engagement plan this quarter. We are pleased to say that we have reached our 2022 target. We have engaged with 63 companies who are currently either not aligned to 1.5°C, committed to align to 1.5°C and aligning to net zero. Generally, we are expecting companies in material sectors to move up one alignment category within 12 months of engagement. If they do not achieve the engagement objectives set within this time frame, we will escalate via voting and collective action on a case-by-case basis.

Our ongoing commitment

Signatory of:




Evenlode Investment Management became a signatory to the United Nations Principles for Responsible Investment (UNPRI) in 2018. By becoming signatories, we commit to implementing these principles and incorporating environmental, social and governance factors into our investment process to help enhance returns and better manage risk for our clients.

- ✓ Strategy & Governance: A+
- ✓ Integration: A+
- ✓ Engagement: A
- ✓ Proxy Voting: A

Recent publications for download

- ✓ UNPRI Assessment Report
- ✓ Responsible Investment Report
- ✓ Carbon Emissions Report

MSCI Rating



Data as at 31 July 2022. Based on 99.9% of AUM. MSCI ESG Fund ratings are intended to measure the resilience of funds to long-term risks and opportunities arising from environmental, social and governance issues.

Morningstar® Ratings



Ratings as at 31 July 2022. Based on 100.0% of AUM. The Morningstar® Sustainability Rating™ is intended to measure how well the issuing companies of the securities within a fund's portfolio holdings are managing their environmental, social, and governance risks and opportunities relative to the fund's Morningstar Global Category peers.



Ratings as at 30 June 2022. Based on 98.2% of AUM. The Morningstar® Low Carbon Designation™ is intended to allow investors to easily identify low-carbon funds across the global universe. The designation is an indicator that the companies held in a portfolio are in general alignment with the transition to a low-carbon economy.

© 2021 Morningstar. All rights reserved. The information contained herein: (1) is proprietary to Morningstar and/or its content providers; (2) may not be copied or distributed; and (3) is not warranted to be accurate, complete, or timely. Neither Morningstar nor its content providers are responsible for any damages or losses arising from any use of this information. Past performance is no guarantee of future results. MSCI ESG Research LLC's ("MSCI ESG") Fund Metrics and Ratings (the "Information") provide environmental, social and governance data with respect to underlying securities within more than 31,000 multi-asset class Mutual Funds and ETFs globally. MSCI ESG is a Registered Investment Adviser under the Investment Advisers Act of 1940. MSCI ESG materials have not been submitted to, nor received approval from, the US SEC or any other regulatory body. None of the Information constitutes an offer to buy or sell, or a promotion or recommendation of, any security, financial instrument or product or trading strategy, nor should it be taken as an indication or guarantee of any future performance, analysis, forecast or prediction. None of the Information can be used to determine which securities to buy or sell or when to buy or sell them. The Information is provided "as is" and the user of the Information assumes the entire risk of any use it may make or permit to be made of the Information.



SHARE CLASS DETAILS

	USD shares			EUR shares		GBP shares	
Share class	I INC	I ACC	X INC	X INC	I INC	I ACC	X INC
SEDOL codes	BFZ18W0	BFZ18V9	BG5NF55	BG5NF44	BKT1BS8	BKT1BR7	BF5KD77
Share price	\$1.17	\$1.21	\$1.11	€1.34	125.17p	126.90p	134.15p
Minimum lump sum	\$1 million	\$1 million	\$10 million	€10 million	£1 million	£1 million	£10 million
Periodic charge ¹	0.95%	0.95%	0.75%	0.75%	0.95%	0.95%	0.75%
Ex ante transaction cost	0.16%	0.16%	0.16%	0.16%	0.16%	0.16%	0.16%
Latest distribution ²	0.67	N/A	0.64	0.75	0.69	N/A	0.74

1. Equivalent to OCF. For full information on the periodic charge, please refer to the Fees, Costs and Expenses section of the Evenlode Global Dividend Fund Supplement to the Evenlode ICAV Prospectus.

2. Pence/share for GBP shares and cents/share for EUR/USD shares. XD date 1 September 2022. Latest distribution rate may be estimated. Where rate is showing as N/A, share class awaiting external investments.

The share classes listed above have launched and are available for investment. Other share classes are listed in the Evenlode ICAV Global Dividend Fund prospectus supplement. Class R shares have a minimum investment of \$/€/£1,000, and an OCF of 1.50%. For full information on the share classes, please refer to the Key Investor Information documents.

WHAT ARE THE RISKS?

As a focused equity portfolio of between 30 and 50 investments, the fund can involve higher risk and higher volatility. The value of an investment and the income from it can fall as well as rise as a result of market and currency movement; you may not get back the amount originally invested. You should therefore regard your investment as long term. Details on the risk factors are included in the fund's prospectus, available on our website.

INVESTOR PROFILE

The Fund may appeal to investors who:

- ✔ Would like the prospect of sustainable real income growth combined with some capital growth over the long term
- ✔ Accept the risk associated with the volatile nature of equity investments
- ✔ Plan to hold their investment for at least 5 years

IMPORTANT INFORMATION

This Factsheet has been produced by Evenlode Investment Management Limited. Evenlode Global Dividend is a sub-fund of the Evenlode ICAV. Prospective investors should seek independent financial advice. Full details of the Evenlode Funds, including risk warnings, are published in the Evenlode Funds Prospectus and the Evenlode Funds Key Investor Information Documents (KIIDs) which are available on request and at www.evenlodeinvestment.com. The Evenlode Funds are subject to normal stock market fluctuations and other risks inherent in such investments. The value of your investment and the income derived from it can go down as well as up, and you may not get back the money you invested, you should therefore regard your investment as long term. As a focused portfolio of between 30 and 50 investments, Evenlode Global Dividend carries more risk than a fund spread over a larger number of stocks. The fund has the ability to invest in derivatives for the purposes of EPM, which may restrict gains in a rising market. Investments in overseas equities may be affected by changes in exchange rates, which could cause the value of your investment to increase or diminish. Every effort is taken to ensure the accuracy of the data used in this document but no warranties are given. This factsheet is neither directed to, nor intended for distribution or use by, any person or entity who is a citizen or resident of or located in any locality, state, country or jurisdiction where such distribution, publication, availability or use would be contrary to law or regulation. The sale of shares of the fund may be restricted in certain jurisdictions. In particular shares may not be offered or sold, directly or indirectly in the United States or to U.S. Persons, as is more fully described in the Fund's Prospectus. Evenlode Investment Management Limited is authorised and regulated by the Financial Conduct Authority, No. 767844. The Fund is authorised and regulated in the Republic of Ireland by the Central Bank of Ireland.

The MSCI information may only be used for your internal use, may not be reproduced or disseminated in any form and may not be used as a basis for or a component of any financial instruments or products or indices. None of the MSCI information is intended to constitute investment advice or a recommendation to make (or refrain from making) any kind of investment decision and may not be relied on as such. Historical data and analysis should not be taken as an indication or guarantee of any future performance analysis, forecast or prediction. The MSCI information is provided on an "as is" basis and the user of this information assumes the entire risk of any use made of this information. MSCI, each of its affiliates and each other person involved in or related to compiling, computing or creating any MSCI information (collectively, the "MSCI Parties") expressly disclaims all warranties (including, without limitation, any warranties of originality, accuracy, completeness, timeliness, non-infringement, merchantability and fitness for a particular purpose) with respect to this information. Without limiting any of the foregoing, in no event shall any MSCI Party have any liability for any direct, indirect, special, incidental, punitive, consequential (including, without limitation, lost profits) or any other damages. (www.msci.com).

EAA Fund Global Equity Income Sector - © Morningstar 2021. All rights reserved. The information contained herein: (1) is proprietary to Morningstar and/or its content providers; (2) may not be copied, adapted or distributed; and (3) is not warranted to be accurate, complete or timely. Neither Morningstar nor its content providers are responsible for any damages or losses arising from any use of this information, except where such damages or losses cannot be limited or excluded by law in your jurisdiction.

Past financial performance is no guarantee of future results.

How to Invest

You can buy shares in the fund by visiting:
Societe Generale Securities Services

Or contacting them via email, phone or fax:
Service.Ta-Dublin@sgss.socgen.com
+353 (0)1 675 0300
+353 (0)1 675 0351 (fax)

Administrator: Societe Generale Securities Services, IFSC House, Custom House Quay, Dublin, D01 R2P9.

ManCo: Equity Trustees Fund Services (Ireland) Limited, 56 Fitzwilliam Square, Dublin 2, D02 X224, Ireland.

Contact Evenlode

The Long Barn
Chalford Park Barns
Oxford Road
Chipping Norton
Oxfordshire
OX7 5QR
United Kingdom

+44 (0)1608 695200
Calls are recorded
www.evenlodeinvestment.com



Please contact Spring Capital Partners.
+44 (0)20 3307 8086 evenlode@springcapitalpartners.com