

# EVENLODE GLOBAL DIVIDEND

MONTHLY FACTSHEET all data as at 30 November 2023 unless otherwise indicated



This is a marketing communication. Please refer to the prospectus and to the Key Information Documents (KIDs) before making any final investment decisions.

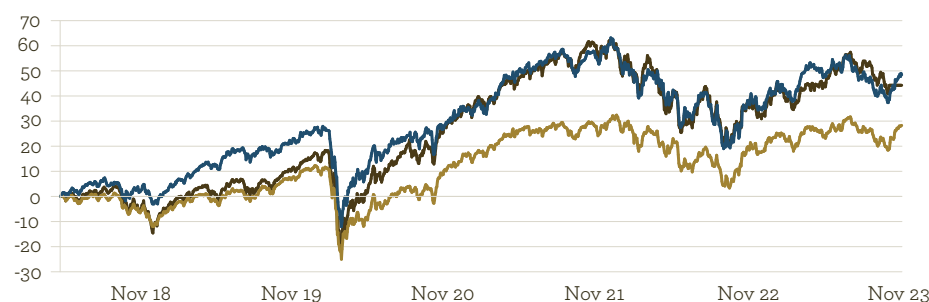
## MANAGER COMMENTARY

November saw equity markets rebound from the previous month's weakness, with strength in the US and European markets. The fund was up as well but, as often happens in stronger markets, lagged behind the indices. Consumer staples companies were flat in the market and down slightly for the fund. In a familiar theme for 2023 information technology businesses were strong for the fund but stronger for the market. Portfolio holding Microsoft helped drive things upward, and in the market it was joined notably by NVIDIA and Apple contributing to the benchmark index return. Financial services firms were strong in the broader index, particularly banks. The fund's holding in financial software provider Jack Henry was commensurately in favour with the market, helped by positive results reported for the first quarter of its new fiscal year. The energy sector declined in sympathy with the global oil price, so was a positive for the fund in relative terms given the lack of exposure. The communication services sector was beneficial in absolute and relative terms where event ticketing firm CTS Eventim reported solid demand from concert-goers and French advertising agency Publicis found favour in the market.

Somewhere behind the vacillations of the equity market lies fundamental corporate performance. We never lose sight of the fact that shares represent an ownership stake in real businesses and we discussed the most recent quarterly corporate reporting season in detail in an investment view recently<sup>[1]</sup>. To summarise for the portfolio, the median organic revenue growth for the companies reporting was +5%, and the general message of margin and cash flow improvement that we heard earlier in the year remained intact. Given some creeping economic uncertainty, portfolio valuations are looking undemanding and fundamental performance has been solid on the whole. We believe this sets the portfolio up well for a broad range of economic situations that might come along in 2024.

<sup>[1]</sup> <https://evenlodeinvestment.com/news/the-economic-cycle-vs-the-next-big-thing>

## PERFORMANCE SINCE LAUNCH (%)<sup>1</sup>



## CUMULATIVE PERFORMANCE

	1 Mth	3 Mths	6 Mths	1 Yr	3 Yrs	5 Yrs	Launch <sup>1</sup>
■ Fund (%) <sup>2</sup>	6.8	-0.8	0.5	8.7	14.6	42.8	48.4
■ Benchmark (%) <sup>3</sup>	9.4	1.6	8.7	13.0	22.6	60.9	56.2
■ Sector (%)	7.7	0.6	5.1	7.3	15.9	33.8	27.7
Rank in sector	148/194	154/193	182/189	67/184	77/156	23/134	11/130
Quartile	4	4	4	2	2	1	1

## CALENDAR YEAR PERFORMANCE (%)

	YTD	2022	2021	2020	2019	2018
Fund <sup>2</sup>	9.4	-16.5	21.3	6.8	27.7	-
Benchmark <sup>3</sup>	18.0	-18.1	21.8	15.9	27.7	-
Sector	8.4	-11.9	17.1	4.9	21.6	-

## FUND ATTRIBUTES

- ✓ Emphasis on sustainable real dividend growth
- ✓ Actively managed, with focus on companies with high returns on capital and strong free cash-flow
- ✓ Aims to provide income and capital growth over the long term
- ✓ Focused portfolio of 30-50 high quality dividend paying global equities
- ✓ Low portfolio turnover with long-term holding periods
- ✓ Invests across the world in companies with diverse multi-national revenue streams

## KEY DETAILS

Sector	EAA Fund Global Equity Income
Benchmark	MSCI World Index
Strategy launch date	20 November 2017
Fund launch date	16 May 2018
Strategy size <sup>4</sup>	US\$2,435 million
Fund size	US\$166 million
No. of Holdings	39
Historic yield <sup>5</sup>	2.0%
Active share <sup>6</sup>	90.0%
Valuation point	12 noon daily
Div ex dates	1 Mar, Jun, Sep, Dec
Div pay dates	end Apr, Jul, Oct, Jan
Fund domicile	Ireland
Countries of registration	See Fund Availability table on page 4
SFDR category	Article 8

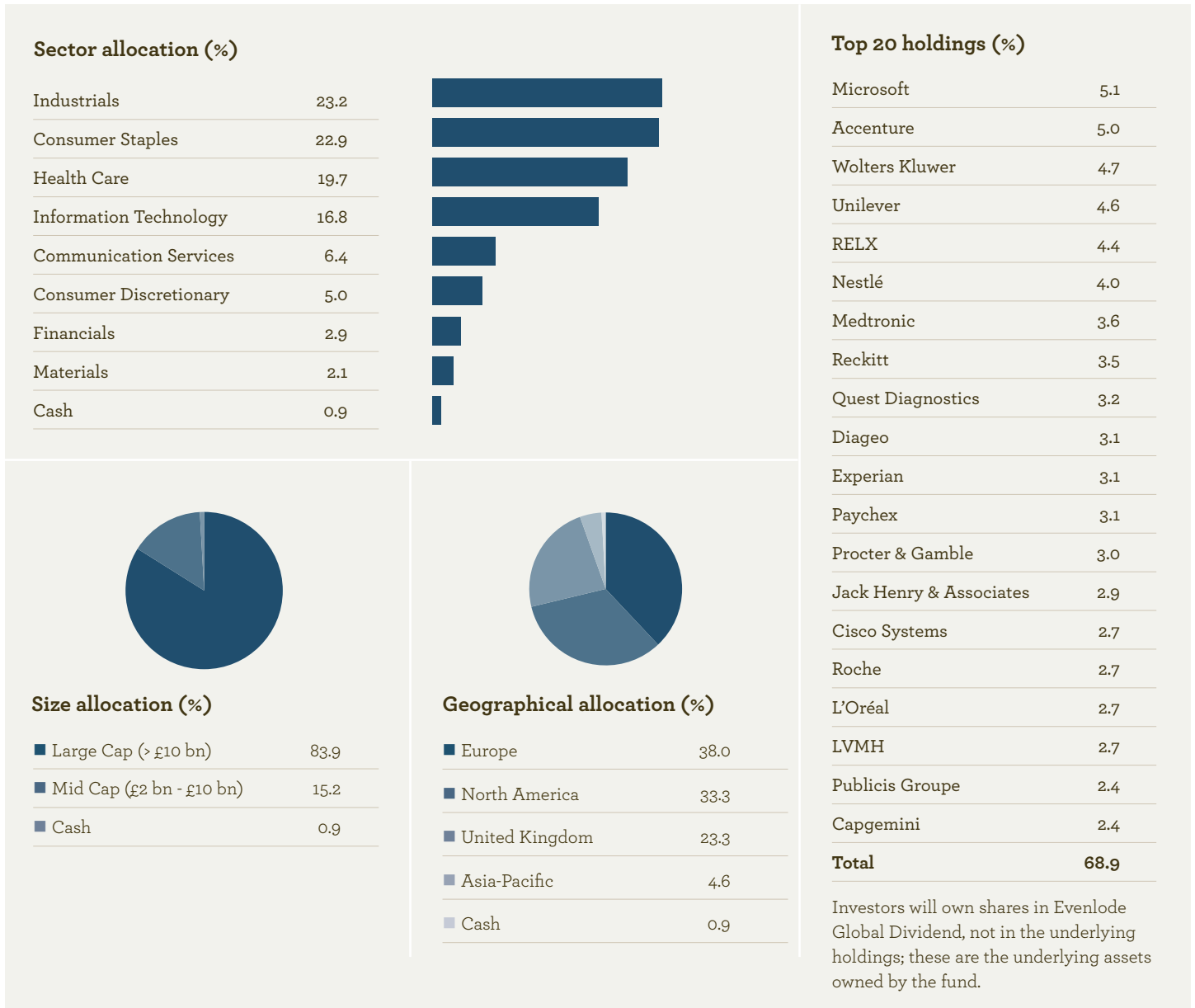
Past performance is not a reliable indicator of future results.

1. From launch date 16 May 2018 (Fund).
2. Evenlode Global Dividend I Acc USD shares.
3. Benchmark is the MSCI World Index (with net dividends reinvested) in USD.
4. Strategy size refers to the combined fund value of WS Evenlode Global Income and Evenlode Global Dividend, in USD terms.
5. The historic yield reflects distributions over the past 12 months as a percentage of the price of the I Inc USD share class as at the date shown. It does not include any initial charge and investors may be subject to tax on their distributions.
6. Active share is calculated against the fund's Comparator Benchmark, the MSCI World Index.

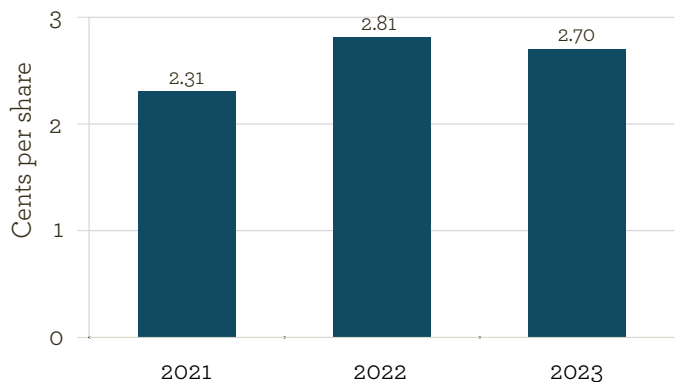
All performance data used on this factsheet is total return, bid-to-bid USD terms, and sourced from Financial Express, Morningstar and MSCI.



PORTFOLIO



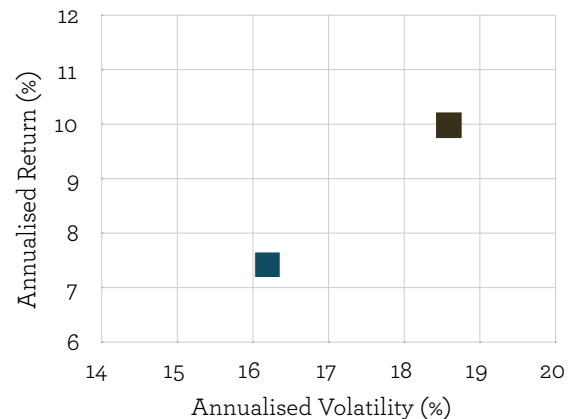
ANNUAL DIVIDEND PAYMENTS



USD I Inc Shares. Cents per share figures relate to the fund's financial year ended February of the relevant year.

Fund launched in 2018 as a feeder fund and became a stand-alone fund in March 2020 so annual dividend payments are just shown from 2021 onwards.

RISK RETURN (5 YEARS)



■ Evenlode Global Dividend I Acc USD Shares

■ MSCI World Index

Annualised volatility is calculated using monthly returns.



## INVESTMENT TEAM

The Evenlode Investment Team totals 17 staff. Fund managers are supported by a team of analysts including three dedicated stewardship analysts, and the team works collegiately to challenge thinking and share ideas.



**BEN PETERS**

Fund Manager

Ben has been a manager of the Evenlode Global Income strategy since launch in 2017, and has worked on the WS Evenlode Income fund since launch in 2009. Ben has a doctorate from the University of Oxford and a first-class degree from University College London, both in the field of physics. He holds the Investment Management Certificate and level 1 of the Chartered Financial Analyst qualification.



**CHRIS ELLIOTT**

Fund Manager

Chris is a fund manager on the Evenlode Global Income strategy, which launched in 2017, and on the WS Evenlode Global Equity fund, which launched in 2020. Chris is a fully qualified Chartered Financial Analyst and has a degree from the University of Cambridge in Mathematics and Economics. Prior to Evenlode, Chris worked as a senior software engineer.



**CHRIS MOORE**

Head of Research

Chris joined Evenlode Investment Management in February 2018 having previously been an equity research analyst at Investec Bank and Berenberg. Chris is a fully qualified Chartered Accountant and Chartered Financial Analyst, and studied Accounting and Finance at Warwick University.

## ENVIRONMENTAL, SOCIAL AND GOVERNANCE (ESG)



**SAWAN KUMAR**

Head of Stewardship



**REBEKAH NASH**

Governance Analyst



**BETHAN ROSE**

Sustainable Investment Analyst

### Integration into the investment process

Evenlode is committed to achieving positive outcomes integral to its business purpose. The board actively oversees climate-related risks and opportunities, acknowledging the significance of addressing environmental, social, and governance (ESG) matters, especially related to climate change. The ESG director, Ben Peters, ensures that climate-related considerations are embedded in the business plan and activities. The Head of Stewardship executes the stewardship business plan, aligning with the overall strategy and ensuring transparency through KPI assessments. The operations team collaborates closely with the stewardship team. The relationship has been crucial in understanding the complex regulations like the Sustainable Finance Disclosure Regulations (SFDR). The technology team enhances the proprietary platform, EDDIE, addressing net-zero alignment and portfolio emissions analysis. These efforts underscore Evenlode's commitment to sustainable practices and risk management.

### Our ongoing commitment

Signatory of:



Evenlode Investment Management became a signatory to the United Nations Principles for Responsible Investment (UNPRI) in 2018. By becoming signatories, we commit to implementing these principles and incorporating environmental, social and governance factors into our investment process to help enhance returns and better manage risk for our clients.

### Investment & Stewardship Policy



### Direct - Listed Equity Active fundamental - Incorporation



### Direct - Listed Equity Active fundamental - Voting



### Recent publications for download

- ✓ UNPRI Assessment Report
- ✓ Responsible Investment Report
- ✓ Carbon Emissions Report

### MSCI Rating



Data as at 30 September 2023. Based on 100.0% of AUM. MSCI ESG Fund ratings are intended to measure the resilience of funds to long-term risks and opportunities arising from environmental, social and governance issues.

### Morningstar® Ratings



Ratings as at 30 September 2023. Based on 100.0% of AUM. The Morningstar® Sustainability Rating™ is intended to measure how well the issuing companies of the securities within a fund's portfolio holdings are managing their environmental, social, and governance risks and opportunities relative to the fund's Morningstar Global Category peers.



Ratings as at 30 September 2023. Based on 97.4% of AUM. The Morningstar® Low Carbon Designation™ is intended to allow investors to easily identify low-carbon funds across the global universe. The designation is an indicator that the companies held in a portfolio are in general alignment with the transition to a low-carbon economy.

© 2023 Morningstar. All rights reserved. The information contained herein: (1) is proprietary to Morningstar and/or its content providers; (2) may not be copied or distributed; and (3) is not warranted to be accurate, complete, or timely. Neither Morningstar nor its content providers are responsible for any damages or losses arising from any use of this information. Past performance is no guarantee of future results. MSCI ESG Research LLC's ("MSCI ESG") Fund Metrics and Ratings (the "Information") provide environmental, social and governance data with respect to underlying securities within more than 31,000 multi-asset class Mutual Funds and ETFs globally. MSCI ESG is a Registered Investment Adviser under the Investment Advisers Act of 1940. MSCI ESG materials have not been submitted to, nor received approval from, the US SEC or any other regulatory body. None of the Information constitutes an offer to buy or sell, or a promotion or recommendation of, any security, financial instrument or product or trading strategy, nor should it be taken as an indication or guarantee of any future performance, analysis, forecast or prediction. None of the Information can be used to determine which securities to buy or sell or when to buy or sell them. The Information is provided "as is" and the user of the Information assumes the entire risk of any use it may make or permit to be made of the Information.



## SHARE CLASS DETAILS

	USD shares			EUR shares	GBP shares		
Share class	I INC	I ACC	X INC	X INC	I INC	I ACC	X INC
SEDOL codes	BFZ18W0	BFZ18V9	BG5NF55	BG5NF44	BKT1BS8	BKT1BR7	BF5KD77
Share price	\$1.40	\$1.48	\$1.34	€1.44	132.10p	136.47p	141.61p
Minimum lump sum	\$1 million	\$1 million	\$10 million	€10 million	£1 million	£1 million	£10 million
Periodic charge <sup>1</sup>	0.95%	0.95%	0.75%	0.75%	0.95%	0.95%	0.75%
Ex ante transaction cost	0.38%	0.38%	0.38%	0.38%	0.38%	0.38%	0.38%
Latest distribution <sup>2</sup>	0.70	N/A	0.66	0.71	0.65	N/A	0.70

1. Equivalent to OCF. For full information on the periodic charge, please refer to the Fees, Costs and Expenses section of the Evenlode Global Dividend Fund Supplement to the Evenlode ICAV Prospectus.

2. Pence/share for GBP shares and cents/share for EUR/USD shares. XD date 1 December 2023. Latest distribution rate may be estimated. Where rate is showing as N/A, share class awaiting external investments.

The share classes listed above have launched and are available for investment. Other share classes are listed in the Evenlode ICAV Global Dividend Fund prospectus supplement.

Class R shares have a minimum investment of \$/€/£1,000, and an OCF of 1.50%. For full information on the share classes, please refer to the Key Information Documents.

### WHAT ARE THE RISKS?

As a focused equity portfolio of between 30 and 50 investments, the fund can involve higher risk and higher volatility. The value of an investment and the income from it can fall as well as rise as a result of market and currency movement; you may not get back the amount originally invested. You should therefore regard your investment as long term. Details on the risk factors are included in the fund's prospectus, available on our website.

### INVESTOR PROFILE

The Fund may appeal to investors who:

- ✓ Would like the prospect of sustainable real income growth combined with some capital growth over the long term
- ✓ Accept the risk associated with the volatile nature of equity investments
- ✓ Plan to hold their investment for at least 5 years

### FUND AVAILABILITY

-  Denmark
-  Finland
-  Germany
-  Ireland
-  Luxembourg
-  Norway
-  Sweden
-  Switzerland\*

\*The Fund has appointed as Swiss Representative Waystone Fund Services (Switzerland) SA, Av. Villamont 17, 1005 Lausanne, Switzerland, Tel: +41 21 311 17 77, switzerland@waystone.com. The Fund's Swiss paying agent is Banque Cantonale de Genève. In respect of the Shares distributed in or from Switzerland, the place of performance and jurisdiction is at the registered office of the Swiss Representative.

## IMPORTANT INFORMATION

This Factsheet has been produced by Evenlode Investment Management Limited. Evenlode Global Dividend is a sub-fund of the Evenlode ICAV. Prospective investors should seek independent financial advice. Full details of the Evenlode Funds, including risk warnings, are published in the Evenlode Funds Prospectus and the Evenlode Funds Key Information Documents (KIDs) which are available on request and at [www.evenlodeinvestment.com](http://www.evenlodeinvestment.com). The Evenlode Funds are subject to normal stock market fluctuations and other risks inherent in such investments. The value of your investment and the income derived from it can go down as well as up, and you may not get back the money you invested, you should therefore regard your investment as long term. As a focused portfolio of between 30 and 50 investments, Evenlode Global Dividend carries more risk than a fund spread over a larger number of stocks. The fund has the ability to invest in derivatives for the purposes of EPM, which may restrict gains in a rising market. Investments in overseas equities may be affected by changes in exchange rates, which could cause the value of your investment to increase or diminish. Every effort is taken to ensure the accuracy of the data used in this document but no warranties are given. This factsheet is neither directed to, nor intended for distribution or use by, any person or entity who is a citizen or resident of or located in any locality, state, country or jurisdiction where such distribution, publication, availability or use would be contrary to law or regulation. The sale of shares of the fund may be restricted in certain jurisdictions. In particular shares may not be offered or sold, directly or indirectly in the United States or to U.S. Persons, as is more fully described in the Fund's Prospectus. Evenlode Investment Management Limited is authorised and regulated by the Financial Conduct Authority, No. 767844. The Fund is authorised and regulated in the Republic of Ireland by the Central Bank of Ireland.

The MSCI information may only be used for your internal use, may not be reproduced or disseminated in any form and may not be used as a basis for or a component of any financial instruments or products or indices. None of the MSCI information is intended to constitute investment advice or a recommendation to make (or refrain from making) any kind of investment decision and may not be relied on as such. Historical data and analysis should not be taken as an indication or guarantee of any future performance analysis, forecast or prediction. The MSCI information is provided on an "as is" basis and the user of this information assumes the entire risk of any use made of this information. MSCI, each of its affiliates and each other person involved in or related to compiling, computing or creating any MSCI information (collectively, the "MSCI Parties") expressly disclaims all warranties (including, without limitation, any warranties of originality, accuracy, completeness, timeliness, non-infringement, merchantability and fitness for a particular purpose) with respect to this information. Without limiting any of the foregoing, in no event shall any MSCI Party have any liability for any direct, indirect, special, incidental, punitive, consequential (including, without limitation, lost profits) or any other damages. ([www.msci.com](http://www.msci.com)).

EAA Fund Global Equity Income Sector - © Morningstar 2023. All rights reserved. The information contained herein: (1) is proprietary to Morningstar and/or its content providers; (2) may not be copied, adapted or distributed; and (3) is not warranted to be accurate, complete or timely. Neither Morningstar nor its content providers are responsible for any damages or losses arising from any use of this information, except where such damages or losses cannot be limited or excluded by law in your jurisdiction.

Past financial performance is no guarantee of future results.



## IMPORTANT INFORMATION - CONTINUED

Spring Capital Partners GmbH and Spring Capital Partners AB (“Tied Agent”) are tied agents within the meaning of Article 29 (3) of Directive 2014/65/EU (“MiFID II” as implemented in the respective national legislation) of Acolin Europe AG, which is authorised and regulated by the German Bundesanstalt für Finanzdienstleistungsaufsicht (BaFin) with BaFin-ID: 10135649. The Tied Agent is entered in the public register of tied agents held by BaFin. Within the scope of providing financial services (“investment brokerage” within the meaning of Annex I A (1) MiFID II as implemented in the respective national legislation by promotion of the potential investor’s willingness to enter into a transaction but excluding the reception and transmission of orders in relation to one or more financial instruments), the Tied Agent acts exclusively on behalf and for the account of Acolin Europe AG and undertakes to exclusively distribute funds. The information provided by the Tied Agent is intended for informational purposes only and does not represent an offer to purchase or sell financial instruments. All information is provided without any guarantee. This information neither represents any investment / legal / tax advice, nor any recommendation. The Tied Agent points out that every investment decision should be made after consulting an advisor. The information is intended exclusively for professional clients within the meaning of Annex II MiFID II. The information provided may not be copied or further distributed to third parties without the prior consent of Acolin Europe AG. The information may not be given to persons or companies that do not have their ordinary residence or domicile in the countries in which Acolin Europe AG is authorized to provide financial services. In particular, the information may not be made available to US citizens or persons residing in the USA.

### How to Invest

You can buy shares in the fund by contacting

**Societe Generale Securities Services**

via email, phone or fax:

**Service.Ta-Dublin@sgss.socgen.com**

**+353 (0)1 675 0300**

**+353 (0)1 675 0351 (fax)**

Administrator: Societe Generale Securities Services, IFSC House, Custom House Quay, Dublin, D01 R2P9.

ManCo: Equity Trustees Fund Services (Ireland) Limited, 56 Fitzwilliam Square, Dublin 2, D02 X224, Ireland.

### Contact Evenlode

The Long Barn  
Chalford Park Barns  
Oxford Road  
Chipping Norton  
Oxfordshire  
OX7 5QR  
United Kingdom

**+44 (0)1608 695200**

**Calls are recorded**

**[www.evenlodeinvestment.com](http://www.evenlodeinvestment.com)**



Please contact Spring Capital Partners.

**+44 (0)20 3307 8086** [evenlode@springcapitalpartners.com](mailto:evenlode@springcapitalpartners.com)