

EVENLODE GLOBAL DIVIDEND

MONTHLY FACTSHEET all data as at 31 July 2023 unless otherwise indicated



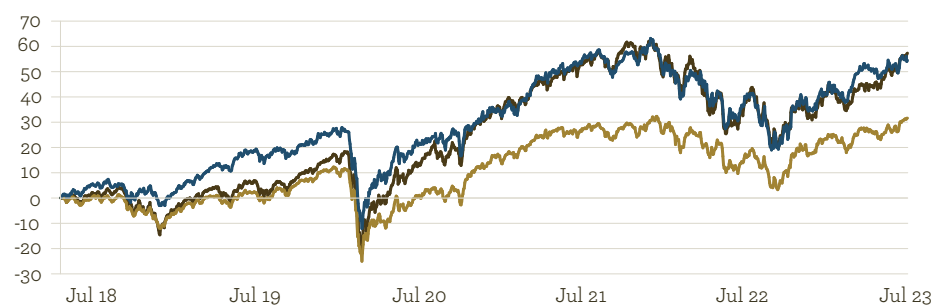
This is a marketing communication. Please refer to the prospectus and to the Key Information Documents (KIDs) before making any final investment decisions.

MANAGER COMMENTARY

July sees in the half year corporate reporting season, and at the time of writing (3 August) 58% of the portfolio by weight has provided an update on trading in the first six months of the year. Operating results have been positive overall with revenues, operating margins and, importantly, cash flows improving. The return of cash flow is particularly encouraging given the challenges of input cost inflation and supply chain disruption seen in recent times, although the picture continues to be volatile. Some companies such as consumer goods giants L'Oréal and Nestlé experienced greatly improved operating cash flow as they used up the inventories that they had purchased last year. Conversely, some others such as luxury market leader LVMH invested further in inventories to support the strong growth that they are experiencing. Yet others are experiencing different effects from the pandemic; laboratory operator Quest Diagnostics and diagnostic equipment maker Siemens Healthineers are seeing covid testing-related revenues and cash flows decline as expected.

The market reaction has been muted to these results overall and the fund rose slightly against a strong market during the month which was driven by financial services, media and energy companies. Financial companies are rebounding from weakness earlier in the year, whilst sentiment towards energy companies is aided by a rising oil price. The fund has limited exposure to these two sectors, and recent performance has perhaps been to do with the near-term outlook. Whilst most companies are suggesting continued sales growth and improving margins into the second half of the year, there is a clear message that things are likely to slow. This may be one of the reasons why new holding Diageo's share price has lagged, presenting an attractive entry point. The global market leader in spirits, the company has seen slowing demand for its products in the US.

PERFORMANCE SINCE LAUNCH (%)¹



CUMULATIVE PERFORMANCE

	3 Mths	6 Mths	1 Yr	3 Yrs	5 Yrs	10 Yrs	Launch ¹
■ Fund (%) ²	1.7	9.7	10.2	27.4	47.3	-	54.5
■ Benchmark (%) ³	8.5	11.1	13.5	39.2	54.7	-	57.4
■ Sector (%)	3.7	5.7	10.2	30.6	29.7	-	30.4
Rank in sector	155/188	18/186	94/180	74/152	14/133	-/-	10/133
Quartile	4	1	3	2	1	-	1

CALENDAR YEAR PERFORMANCE (%)

	YTD	2022	2021	2020	2019	2018
Fund ²	13.9	-16.5	21.3	6.8	27.7	-
Benchmark ³	19.0	-18.1	21.8	15.9	27.7	-
Sector	10.7	-11.9	17.1	4.9	21.6	-

FUND ATTRIBUTES

- ✓ Emphasis on sustainable real dividend growth
- ✓ Actively managed, with focus on companies with high returns on capital and strong free cash-flow
- ✓ Aims to provide income and capital growth over the long term
- ✓ Focused portfolio of 30-50 high quality dividend paying global equities
- ✓ Low portfolio turnover with long-term holding periods
- ✓ Invests across the world in companies with diverse multi-national revenue streams

KEY DETAILS

Sector	EAA Fund Global Equity Income
Benchmark	MSCI World Index
Strategy launch date	20 November 2017
Fund launch date	16 May 2018
Strategy size ⁴	US\$2,556 million
Fund size	US\$165 million
No. of Holdings	40
Historic yield ⁵	1.9%
Active share ⁶	90.0%
Valuation point	12 noon daily
Div ex dates	1 Mar, Jun, Sep, Dec
Div pay dates	end Apr, Jul, Oct, Jan
Fund domicile	Ireland
Countries of registration	See Fund Availability table on page 4
SFDR category	Article 8

Past performance is not a reliable indicator of future results.

1. From launch date 16 May 2018 (Fund).
2. Evenlode Global Dividend I Acc USD shares.
3. Benchmark is the MSCI World Index (with net dividends reinvested) in USD.
4. Strategy size refers to the combined fund value of TB Evenlode Global Income and Evenlode Global Dividend, in USD terms.
5. The historic yield reflects distributions over the past 12 months as a percentage of the price of the I Inc USD share class as at the date shown. It does not include any initial charge and investors may be subject to tax on their distributions.
6. Active share is calculated against the fund's Comparator Benchmark, the MSCI World Index.



PORTFOLIO

Sector allocation (%)

Consumer Staples	25.6
Industrials	21.3
Health Care	18.8
Information Technology	15.0
Consumer Discretionary	6.8
Communication Services	6.3
Financials	2.6
Materials	2.0
Cash	1.6

Top 20 holdings (%)

Unilever	5.1
RELX	4.7
Accenture	4.7
Microsoft	4.7
Reckitt Benckiser	4.7
Wolters Kluwer	4.3
Nestlé	4.1
Medtronic	3.6
LVMH	3.2
Roche	3.0
Experian	2.9
Sanofi	2.9
Procter & Gamble	2.8
Henkel	2.8
L'Oréal	2.7
Intertek	2.7
Quest Diagnostics	2.7
Jack Henry	2.6
C. H. Robinson	2.5
Publicis Groupe	2.4
Total	69.1

Investors will own shares in Evenlode Global Dividend, not in the underlying holdings; these are the underlying assets owned by the fund.

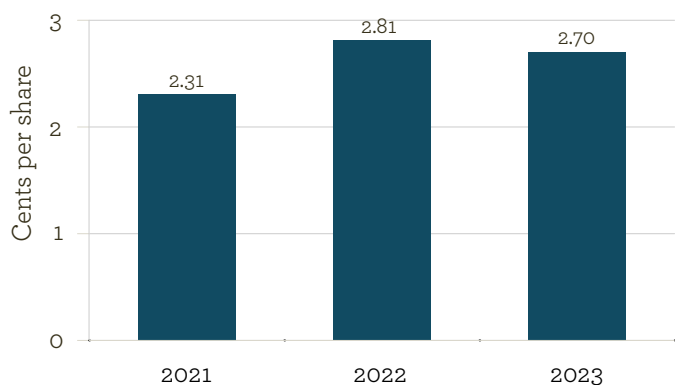
Size allocation (%)

Large Cap (> £10 bn)	83.3
Mid Cap (£2 bn - £10 bn)	15.0
Small Cap (< £2 bn)	0.1
Cash	1.6

Geographical allocation (%)

Europe	42.9
North America	28.6
United Kingdom	23.9
Asia	3.1
Cash	1.6

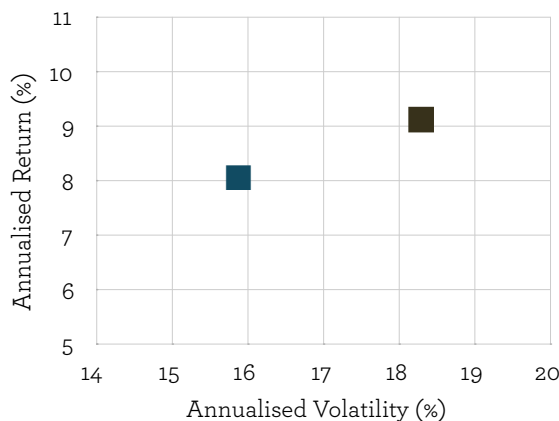
ANNUAL DIVIDEND PAYMENTS



USD I Inc Shares. Cents per share figures relate to the fund's financial year ended February of the relevant year.

Fund launched in 2018 as a feeder fund and became a stand-alone fund in March 2020 so annual dividend payments are just shown from 2021 onwards.

RISK RETURN (5 YEARS)



■ Evenlode Global Dividend I Acc USD Shares
 ■ MSCI World Index

Annualised volatility is calculated using monthly returns.



INVESTMENT TEAM

The Evenlode Investment Team totals 18 staff. Fund managers are supported by a team of analysts including four dedicated stewardship analysts, and the team works collegiately to challenge thinking and share ideas.



BEN PETERS

Fund Manager

Ben has been a manager of the Evenlode Global Income strategy since launch in 2017, and has worked on the TB Evenlode Income fund since launch in 2009. Ben has a doctorate from the University of Oxford and a first-class degree from University College London, both in the field of physics. He holds the Investment Management Certificate and level 1 of the Chartered Financial Analyst qualification.



CHRIS ELLIOTT

Fund Manager

Chris is a fund manager on the Evenlode Global Income strategy, which launched in 2017, and on the TB Evenlode Global Equity fund, which launched in 2020. Chris is a fully qualified Chartered Financial Analyst and has a degree from the University of Cambridge in Mathematics and Economics. Prior to Evenlode, Chris worked as a senior software engineer.



CHRIS MOORE

Head of Research

Chris joined Evenlode Investment Management in February 2018 having previously been an equity research analyst at Investec Bank and Berenberg. Chris is a fully qualified Chartered Accountant and Chartered Financial Analyst, and studied Accounting and Finance at Warwick University.

ENVIRONMENTAL, SOCIAL AND GOVERNANCE (ESG)



SAWAN KUMAR

Head of Stewardship



REBEKAH NASH

Governance Analyst



BETHAN ROSE

Sustainable Investment Analyst



ZIKRI JAAFAR

Stewardship Analyst

Integration into the investment process

Over the last 12-18 months, we have been redefining our stewardship strategy which has led to further evolution of our purpose statement. Our objective as a team is to preserve and enhance the value of our clients' assets through long-term engagement and analysis, and we will continue to employ careful thought, stewardship, and expertise in our investment approach focusing on consistent long-term performance. However, we have now explicitly emphasised the importance of both preserving and enhancing value, which we believe can be achieved through the lens of managing long-term risk through engagement and rigorous ESG analysis. Engaging with companies directly addresses the 'enhancing value' component of this process. To address the 'preserving value' element, we meticulously consider environmental, social, and governance (ESG) factors as potential risks within our investment and risk management frameworks. Although we use the term ESG to distinguish these factors from other investment considerations, we firmly believe that they form an integral part of a comprehensive investment case for any business.

Our ongoing commitment

Signatory of:



Evenlode Investment Management became a signatory to the United Nations Principles for Responsible Investment (UNPRI) in 2018. By becoming signatories, we commit to implementing these principles and incorporating environmental, social and governance factors into our investment process to help enhance returns and better manage risk for our clients.

Investment & Stewardship Policy



Direct - Listed Equity Active fundamental - Incorporation



Direct - Listed Equity Active fundamental - Voting



Recent publications for download

- ✓ UNPRI Assessment Report
- ✓ Responsible Investment Report
- ✓ Carbon Emissions Report

MSCI Rating



Data as at 31 December 2022. Based on 100.0% of AUM. MSCI ESG Fund ratings are intended to measure the resilience of funds to long-term risks and opportunities arising from environmental, social and governance issues.

Morningstar® Ratings



Ratings as at 31 May 2023. Based on 100.0% of AUM. The Morningstar® Sustainability Rating™ is intended to measure how well the issuing companies of the securities within a fund's portfolio holdings are managing their environmental, social, and governance risks and opportunities relative to the fund's Morningstar Global Category peers.



Ratings as at 31 May 2023. Based on 97.8% of AUM. The Morningstar® Low Carbon Designation™ is intended to allow investors to easily identify low-carbon funds across the global universe. The designation is an indicator that the companies held in a portfolio are in general alignment with the transition to a low-carbon economy.

© 2023 Morningstar. All rights reserved. The information contained herein: (1) is proprietary to Morningstar and/or its content providers; (2) may not be copied or distributed; and (3) is not warranted to be accurate, complete, or timely. Neither Morningstar nor its content providers are responsible for any damages or losses arising from any use of this information. Past performance is no guarantee of future results. MSCI ESG Research LLC's ("MSCI ESG") Fund Metrics and Ratings (the "Information") provide environmental, social and governance data with respect to underlying securities within more than 31,000 multi-asset class Mutual Funds and ETFs globally. MSCI ESG is a Registered Investment Adviser under the Investment Advisers Act of 1940. MSCI ESG materials have not been submitted to, nor received approval from, the US SEC or any other regulatory body. None of the Information constitutes an offer to buy or sell, or a promotion or recommendation of, any security, financial instrument or product or trading strategy, nor should it be taken as an indication or guarantee of any future performance, analysis, forecast or prediction. None of the Information can be used to determine which securities to buy or sell or when to buy or sell them. The Information is provided "as is" and the user of the Information assumes the entire risk of any use it may make or permit to be made of the Information.



SHARE CLASS DETAILS

	USD shares			EUR shares	GBP shares		
Share class	I INC	I ACC	X INC	X INC	I INC	I ACC	X INC
SEDOL codes	BFZ18W0	BFZ18V9	BG5NF55	BG5NF44	BKT1BS8	BKT1BR7	BF5KD77
Share price	\$1.47	\$1.54	\$1.40	€1.49	135.69p	139.52p	145.36p
Minimum lump sum	\$1 million	\$1 million	\$10 million	€10 million	£1 million	£1 million	£10 million
Periodic charge ¹	0.95%	0.95%	0.75%	0.75%	0.95%	0.95%	0.75%
Ex ante transaction cost	0.38%	0.38%	0.38%	0.38%	0.38%	0.38%	0.38%
Latest distribution ²	0.79	N/A	0.75	0.83	0.76	N/A	0.82

1. Equivalent to OCF. For full information on the periodic charge, please refer to the Fees, Costs and Expenses section of the Evenlode Global Dividend Fund Supplement to the Evenlode ICAV Prospectus.
 2. Pence/share for GBP shares and cents/share for EUR/USD shares. XD date 1 June 2023. Latest distribution rate may be estimated. Where rate is showing as N/A, share class awaiting external investments.
 The share classes listed above have launched and are available for investment. Other share classes are listed in the Evenlode ICAV Global Dividend Fund prospectus supplement. Class R shares have a minimum investment of \$/€/£1,000, and an OCF of 1.50%. For full information on the share classes, please refer to the Key Information Documents.

WHAT ARE THE RISKS?

As a focused equity portfolio of between 30 and 50 investments, the fund can involve higher risk and higher volatility. The value of an investment and the income from it can fall as well as rise as a result of market and currency movement; you may not get back the amount originally invested. You should therefore regard your investment as long term. Details on the risk factors are included in the fund’s prospectus, available on our website.

INVESTOR PROFILE

- The Fund may appeal to investors who:
- ✔ Would like the prospect of sustainable real income growth combined with some capital growth over the long term
 - ✔ Accept the risk associated with the volatile nature of equity investments
 - ✔ Plan to hold their investment for at least 5 years

FUND AVAILABILITY

- Denmark
- Finland
- Germany
- Ireland
- Luxembourg
- Norway
- Sweden
- Switzerland*

*The Fund has appointed as Swiss Representative Waystone Fund Services (Switzerland) SA, Av. Villamont 17, 1005 Lausanne, Switzerland, Tel: +41 21 311 17 77, switzerland@waystone.com. The Fund’s Swiss paying agent is Banque Cantonale de Genève. In respect of the Shares distributed in or from Switzerland, the place of performance and jurisdiction is at the registered office of the Swiss Representative.

IMPORTANT INFORMATION

This Factsheet has been produced by Evenlode Investment Management Limited. Evenlode Global Dividend is a sub-fund of the Evenlode ICAV. Prospective investors should seek independent financial advice. Full details of the Evenlode Funds, including risk warnings, are published in the Evenlode Funds Prospectus and the Evenlode Funds Key Information Documents (KIDs) which are available on request and at www.evenlodeinvestment.com. The Evenlode Funds are subject to normal stock market fluctuations and other risks inherent in such investments. The value of your investment and the income derived from it can go down as well as up, and you may not get back the money you invested, you should therefore regard your investment as long term. As a focused portfolio of between 30 and 50 investments, Evenlode Global Dividend carries more risk than a fund spread over a larger number of stocks. The fund has the ability to invest in derivatives for the purposes of EPM, which may restrict gains in a rising market. Investments in overseas equities may be affected by changes in exchange rates, which could cause the value of your investment to increase or diminish. Every effort is taken to ensure the accuracy of the data used in this document but no warranties are given. This factsheet is neither directed to, nor intended for distribution or use by, any person or entity who is a citizen or resident of or located in any locality, state, country or jurisdiction where such distribution, publication, availability or use would be contrary to law or regulation. The sale of shares of the fund may be restricted in certain jurisdictions. In particular shares may not be offered or sold, directly or indirectly in the United States or to U.S. Persons, as is more fully described in the Fund’s Prospectus. Evenlode Investment Management Limited is authorised and regulated by the Financial Conduct Authority, No. 767844. The Fund is authorised and regulated in the Republic of Ireland by the Central Bank of Ireland.

The MSCI information may only be used for your internal use, may not be reproduced or disseminated in any form and may not be used as a basis for or a component of any financial instruments or products or indices. None of the MSCI information is intended to constitute investment advice or a recommendation to make (or refrain from making) any kind of investment decision and may not be relied on as such. Historical data and analysis should not be taken as an indication or guarantee of any future performance analysis, forecast or prediction. The MSCI information is provided on an “as is” basis and the user of this information assumes the entire risk of any use made of this information. MSCI, each of its affiliates and each other person involved in or related to compiling, computing or creating any MSCI information (collectively, the “MSCI Parties”) expressly disclaims all warranties (including, without limitation, any warranties of originality, accuracy, completeness, timeliness, non-infringement, merchantability and fitness for a particular purpose) with respect to this information. Without limiting any of the foregoing, in no event shall any MSCI Party have any liability for any direct, indirect, special, incidental, punitive, consequential (including, without limitation, lost profits) or any other damages. (www.msci.com).

EAA Fund Global Equity Income Sector - © Morningstar 2023. All rights reserved. The information contained herein: (1) is proprietary to Morningstar and/or its content providers; (2) may not be copied, adapted or distributed; and (3) is not warranted to be accurate, complete or timely. Neither Morningstar nor its content providers are responsible for any damages or losses arising from any use of this information, except where such damages or losses cannot be limited or excluded by law in your jurisdiction.

Past financial performance is no guarantee of future results.



IMPORTANT INFORMATION - CONTINUED

Spring Capital Partners GmbH ("Tied Agent") is a tied agent within the meaning of Article 29 (3) of Directive 2014/65/EU ("MiFID II" as implemented in the respective national legislation) of Acolin Europe AG, which is authorised and regulated by the German Bundesanstalt für Finanzdienstleistungsaufsicht (BaFin). The Tied Agent is entered in the public register of tied agents held by BaFin.

Within the scope of providing financial services ("investment brokerage" within the meaning of Annex I A (1) MiFID II as implemented in the respective national legislation by promotion of the potential investor's willingness to enter into a transaction but excluding the reception and transmission of orders in relation to one or more financial instruments), the Tied Agent acts exclusively on behalf and for the account of Acolin Europe AG and undertakes to exclusively distribute funds.

The information provided by the Tied Agent is intended for informational purposes only and does not represent an offer to purchase or sell financial instruments. All information is provided without any guarantee. This information neither represents any investment / legal / tax advice, nor any recommendation. The Agent points out that every investment decision should be made after consulting an advisor. The information is intended exclusively for professional clients within the meaning of Annex II MiFID II.

The information provided may not be copied or further distributed to third parties without the prior consent of Acolin Europe AG. The information may not be given to persons or companies that do not have their ordinary residence or domicile in the countries in which Acolin Europe AG is authorized to provide financial services. In particular, the information may not be made available to US citizens or persons residing in the USA.

How to Invest

You can buy shares in the fund by contacting

Societe Generale Securities Services

via email, phone or fax:

Service.Ta-Dublin@sgss.socgen.com

+353 (0)1 675 0300

+353 (0)1 675 0351 (fax)

Administrator: Societe Generale Securities Services, IFSC House, Custom House Quay, Dublin, D01 R2P9.

ManCo: Equity Trustees Fund Services (Ireland) Limited, 56 Fitzwilliam Square, Dublin 2, D02 X224, Ireland.

Contact Evenlode

The Long Barn
Chalford Park Barns
Oxford Road
Chipping Norton
Oxfordshire
OX7 5QR
United Kingdom

+44 (0)1608 695200

Calls are recorded

www.evenlodeinvestment.com



Please contact Spring Capital Partners.

+44 (0)20 3307 8086 evenlode@springcapitalpartners.com