

TB EVENLODE GLOBAL INCOME

MONTHLY FACTSHEET all data as at 30 April 2022 unless otherwise indicated

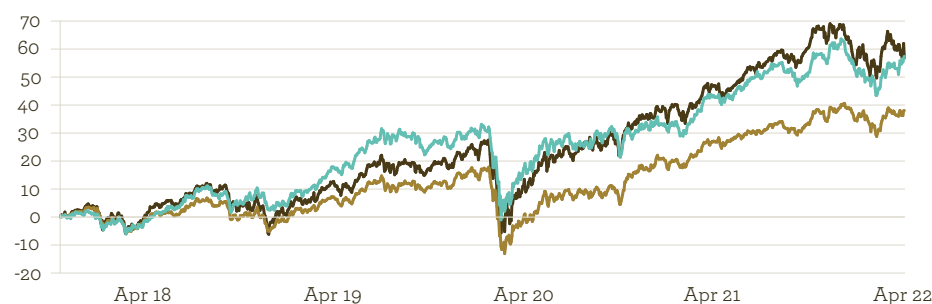


This is a marketing communication. Please refer to the prospectus and to the Key Investor Information Documents (KIIDs) before making any final investment decisions.

MANAGER COMMENTARY

April marked an end to some of the trends that had been witnessed in equity markets during 2022 to date. For the portfolio this meant a burst of performance for the consumer staples sector, which returned 8.0% in the month in sterling. In the context of the MSCI World Index being down -3.8%, in sterling terms this is a considerable reversal of fortune, which has come on the back of a prolonged period of lacklustre performance as we have discussed in recent investment views. Whilst the sector looks good value, the first quarter financial results coming from the companies in the sector are showing a continuation of the impact of input cost inflation that started in the latter half of 2021. For example, Nestlé expects inflation impacts to continue to affect margins through 2022, and Procter & Gamble are using some of the company's ample cash flow to build inventories to secure supply. This latter point is something we are witnessing at businesses across a range of industries – Swedish technology firm Henkel and German medical equipment maker Siemens Healthineers have made the same comment regarding electronic components. Most companies are saying that they are not concerned that they will not be able to get hold of the input components and other ingredients like chemical feedstocks. However, there is a price to be paid to ensure that this remains the case. Hexagon are an exception in this regard, as CEO Olla Rollen estimates that a shortage of components reduced its organic revenue growth by six percentage points in the first quarter of the year. That the company still increased revenues by 10% hints at the strong demand that Hexagon is experiencing for its products. Solid demand is a near-universal story at the portfolio companies that have reported results so far, no matter which sector the business operates in.

PERFORMANCE SINCE LAUNCH (%)



CUMULATIVE PERFORMANCE

	1 Mth	3 Mths	6 Mths	1 Yr	3 Yrs	Launch ¹
■ Fund (%) ²	1.6	3.6	3.7	10.3	34.1	57.4
■ Benchmark (%) ³	-3.8	-1.9	-3.2	6.4	39.8	56.4
■ IA Sector (%)	-0.2	1.8	3.5	8.7	29.0	37.5
Rank in sector	3/54	9/54	29/53	23/53	12/48	6/46
Quartile	1	1	3	2	1	1

CALENDAR YEAR PERFORMANCE (%)

	YTD	2021	2020	2019	2018	2017
Fund ²	-3.4	23.0	3.5	24.3	1.8	-
Benchmark ³	-6.2	22.9	12.3	22.7	-3.0	-
IA Sector	-1.3	18.7	3.3	18.6	-5.8	-

FUND ATTRIBUTES

- ✓ Emphasis on sustainable real dividend growth
- ✓ Actively managed, with focus on companies with high returns on capital and strong free cash-flow
- ✓ Aims to provide income and capital growth over rolling periods of 5 years
- ✓ Focused portfolio of 30-50 high quality dividend paying global equities
- ✓ Low portfolio turnover with long-term holding periods
- ✓ Invests across the world in companies with diverse multi-national revenue streams

KEY DETAILS

Sector	IA Global Equity Income
Comparator Benchmark	MSCI World
Launch date	20 November 2017
Fund size	£1,801 million
No. of Holdings	38
Historic yield ⁴	1.9%
Active share ⁵	90.2%
Valuation point	12 noon daily
Div ex dates	1 Mar, Jun, Sep, Dec
Div pay dates	end Apr, Jul, Oct, Jan
Currency availability	GBP, EUR, USD



Past performance is not a reliable indicator of future results.

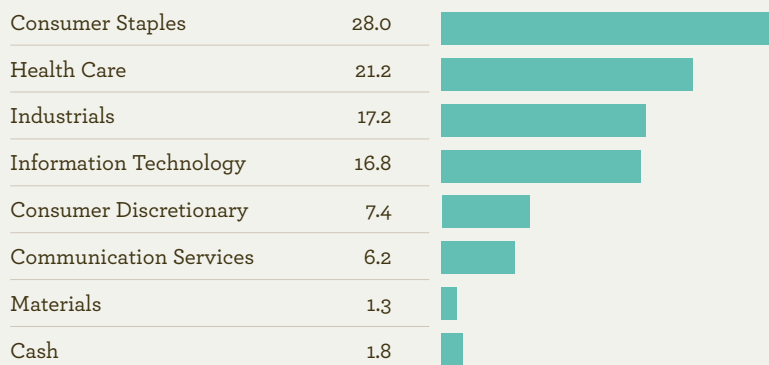
All performance data used on this factsheet is total return, bid-to-bid, and sourced from Financial Express and MSCI.

1. From launch date 20 November 2017.
2. TB Evenlode Global Income B Acc GBP shares.
3. Comparator Benchmark is MSCI World (with net dividends reinvested) in GBP.
4. The historic yield reflects distributions over the past 12 months as a percentage of the price of the B Inc GBP share class as at the date shown. It does not include any initial charge and investors may be subject to tax on their distributions.
5. Active share is calculated against the fund's Comparator Benchmark, the MSCI World.



PORTFOLIO

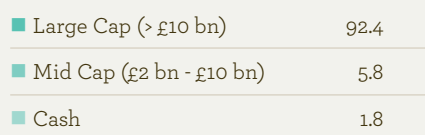
Sector allocation (%)



Top 20 holdings (%)

Procter & Gamble	6.2
Unilever	5.0
Wolters Kluwer	4.9
Medtronic	4.7
RELX	4.6
Reckitt Benckiser	4.5
Microsoft	4.4
Nestlé	4.3
Sanofi	4.0
Bureau Veritas	3.6
Quest Diagnostics	3.2
LVMH	3.0
Roche	3.0
C.H. Robinson	2.5
Clorox	2.4
John Wiley & Sons	2.3
GlaxoSmithKline	2.3
Accenture	2.2
Capgemini	2.2
Western Union	2.2
Total	71.5

Size allocation (%)

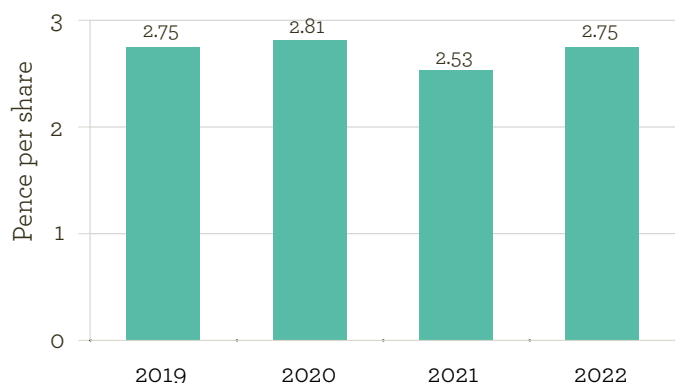


Geographical allocation (%)



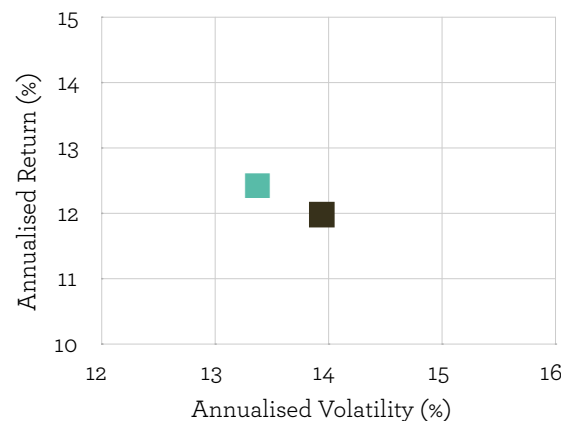
Investors will own shares in TB Evenlode Global Income, not in the underlying holdings; these are the underlying assets owned by the fund

ANNUAL DIVIDEND PAYMENTS



B Inc GBP Shares. Pence per share figures relate to the fund's financial year ended February of the relevant year.

RISK RETURN (4 YEAR)



■ TB Evenlode Global Income B Acc GBP Shares
■ MSCI World Index



INVESTMENT TEAM

The Evenlode Investment Team totals 15 staff. Fund managers are supported by a team of analysts including three dedicated stewardship analysts, and the team works collegiately to challenge thinking and share ideas.



BEN PETERS

Fund Manager

Ben has been a manager of the TB Evenlode Global Income fund since launch in 2017, and has worked on the TB Evenlode Income fund since launch in 2009. Ben has a doctorate from the University of Oxford and a first-class degree from University College London, both in the field of physics. He holds the Investment Management Certificate and level 1 of the Chartered Financial Analyst qualification.



CHRIS ELLIOTT

Fund Manager

Chris is a fund manager on the Evenlode Global Income strategy, which launched in 2017, and on the TB Evenlode Global Equity fund, which launched in 2020. Chris is a fully qualified Chartered Financial Analyst and has a degree from the University of Cambridge in Mathematics and Economics. Prior to Evenlode, Chris worked as a senior software engineer.



CHRIS MOORE

Head of Research

Chris joined Evenlode Investment Management in February 2018 having previously been an equity research analyst at Investec Bank and Berenberg. Chris is a fully qualified Chartered Accountant and Chartered Financial Analyst, and studied Accounting and Finance at Warwick University.

ENVIRONMENTAL, SOCIAL AND GOVERNANCE (ESG)



SAWAN KUMAR

Head of Stewardship

Integration into the investment process

We consider engagement with companies as an opportunity. Discussing challenges with companies enables us to understand their business context and obtain more information about their mitigation of and resilience to the risks that we perceive. Ultimately though we are seeking to create long-term value for our clients through improving the sustainability characteristics of a company. However, we understand that all this takes time and a measured approach. This type of approach requires appropriate engagement objectives and is why we set objectives for each engagement, which allow us stay focused and monitor our ongoing engagements.



CHARLIE FREITAG

Stewardship Analyst

Our ongoing commitment

Signatory of:



Evenlode Investment Management became a signatory to the United Nations Principles for Responsible Investment (UNPRI) in 2018. By becoming signatories, we commit to implementing these principles and incorporating environmental, social and governance factors into our investment process to help enhance returns and better manage risk for our clients.

- ✔ Strategy & Governance: A+
- ✔ Integration: A+
- ✔ Engagement: A
- ✔ Proxy Voting: A




BETHAN ROSE

Sustainable Investment Analyst

Recent publications for download

- ✔ UNPRI Assessment Report
- ✔ Responsible Investment Report
- ✔ Carbon Emissions Report

MSCI Rating



Data as at 31 March 2022. Based on 99.9% of AUM. MSCI ESG Fund ratings are intended to measure the resilience of funds to long-term risks and opportunities arising from environmental, social and governance issues.

Morningstar® Ratings



Ratings as at 31 March 2022. Based on 100.0% of AUM. The Morningstar® Sustainability Rating™ is intended to measure how well the issuing companies of the securities within a fund's portfolio holdings are managing their environmental, social, and governance risks and opportunities relative to the fund's Morningstar Global Category peers.



Ratings as at 31 December 2021. Based on 98.9% of AUM. The Morningstar® Low Carbon Designation™ is intended to allow investors to easily identify low-carbon funds across the global universe. The designation is an indicator that the companies held in a portfolio are in general alignment with the transition to a low-carbon economy.

© 2021 Morningstar. All rights reserved. The information contained herein: (1) is proprietary to Morningstar and/or its content providers; (2) may not be copied or distributed; and (3) is not warranted to be accurate, complete, or timely. Neither Morningstar nor its content providers are responsible for any damages or losses arising from any use of this information. Past performance is no guarantee of future results. MSCI ESG Research LLC's ("MSCI ESG") Fund Metrics and Ratings (the "Information") provide environmental, social and governance data with respect to underlying securities within more than 31,000 multi-asset class Mutual Funds and ETFs globally. MSCI ESG is a Registered Investment Adviser under the Investment Advisers Act of 1940. MSCI ESG materials have not been submitted to, nor received approval from, the US SEC or any other regulatory body. None of the Information constitutes an offer to buy or sell, or a promotion or recommendation of, any security, financial instrument or product or trading strategy, nor should it be taken as an indication or guarantee of any future performance, analysis, forecast or prediction. None of the Information can be used to determine which securities to buy or sell or when to buy or sell them. The Information is provided "as is" and the user of the Information assumes the entire risk of any use it may make or permit to be made of the Information.



SHARE CLASS DETAILS

Share class	GBP shares				EUR shares		USD shares	
	B ACC	B INC	C ACC	C INC	B ACC	B INC	B ACC	B INC
SEDOL codes	BF1QMV6	BF1QNC4	BF1QNG8	BF1QNK2	BF1QN91	BF1QND5	BF1QNB3	BF1QNF7
Share price	157.41p	142.82p	157.87p	143.54p	€1.67	€1.52	\$1.50	\$1.29
Minimum lump sum	£1,000	£1,000	£10 million	£10 million	€ 1,000	€ 1,000	\$1,000	\$1,000
Minimum regular savings	£50 pm	£50 pm	N/A	N/A	N/A	N/A	N/A	N/A
Periodic charge ¹	0.85%	0.85%	0.75%	0.75%	0.85%	0.85%	0.85%	0.85%
Ex ante transaction cost	0.12%	0.12%	0.12%	0.12%	0.12%	0.12%	0.12%	0.12%
Latest distribution ²	0.71	0.65	0.72	0.66	0.76	0.70	0.72	0.63

1. Equivalent to OCF. For full information on the periodic charge, please refer to section 7.1 of the full Prospectus.

2. Pence/share for GBP shares and cents/share for EUR/USD shares. XD date 1 March 2022. Latest distribution rate may be estimated.

Other share classes are listed in the Prospectus.

WHAT ARE THE RISKS?

As a focused equity portfolio of typically less than 40 investments, the fund can involve higher risk and higher volatility. The value of an investment and the income from it can fall as well as rise as a result of market and currency movement; you may not get back the amount originally invested. You should therefore regard your investment as long term. Details on the risk factors are included in the fund's prospectus, available on our website.

INVESTOR PROFILE

The Fund may appeal to investors who:

- ✔ Would like the prospect of sustainable real income growth combined with some capital growth over the long term
- ✔ Accept the risk associated with the volatile nature of equity investments
- ✔ Plan to hold their investment for at least 5 years

How to Invest

TB Evenlode Global Income is available as an OEIC and is also suitable to include in stocks and shares ISAs and SIPPs.

You can buy shares in the fund by visiting:
www.tbaileyfs.co.uk/funds/tb-evenlodeinvestment-funds

Or by telephoning the TB Evenlode Investor Dealing Line:
0115 988 8287
 (open business days between 9am and 5pm)

Or through various third parties including Aegon/Cofunds, Transact, Ascentric, Hargreaves Lansdown, Axa Winterthur, Axa Elevate and Standard Life.

Contact Evenlode

The Long Barn
 Chalford Park Barns
 Oxford Road
 Chipping Norton
 Oxfordshire
 OX7 5QR
 United Kingdom

+44 (0)1608 695200

Calls are recorded

www.evenlodeinvestment.com

Authorised Corporate Director & Administrator:

T. Bailey Fund Services Ltd
 (www.tbaileyfs.co.uk/funds/tb-evenlodeinvestment-funds)

IMPORTANT INFORMATION

This Factsheet has been produced by Evenlode Investment Management Limited. TB Evenlode Global Income is a sub-fund of the TB Evenlode Investment Funds ICVC. Full details of the TB Evenlode Investment Funds, including risk warnings, are published in the TB Evenlode Investment Funds Prospectus and the TB Evenlode Investment Funds Key Investor Information Documents (KIIDs) which are available on request and at www.evenlodeinvestment.com. The TB Evenlode Investment Funds are subject to normal stock market fluctuations and other risks inherent in such investments. The value of your investment and the income derived from it can go down as well as up, and you may not get back the money you invested, you should therefore regard your investment as long term. As a focused portfolio of typically less than 40 investments, TB Evenlode Global Income carries more risk than a fund spread over a large number of stocks. The fund has the ability to invest in derivatives for the purposes of EPM, which may restrict gains in a rising market. Investments in overseas equities may be affected by changes in exchange rates, which could cause the value of your investment to increase or diminish. Every effort is taken to ensure the accuracy of the data used in this document but no warranties are given. This factsheet is neither directed to, nor intended for distribution or use by, any person or entity who is a citizen or resident of or located in any locality, state, country or jurisdiction where such distribution, publication, availability or use would be contrary to law or regulation. The sale of shares of the fund may be restricted in certain jurisdictions. In particular shares may not be offered or sold, directly or indirectly in the United States or to U.S. Persons, as is more fully described in the Fund's Prospectus. Evenlode Investment Management Limited is authorised and regulated by the Financial Conduct Authority, No. 767844. T. Bailey Fund Services Limited is authorised and regulated by the Financial Conduct Authority, No. 190293.

The MSCI information may only be used for your internal use, may not be reproduced or disseminated in any form and may not be used as a basis for or a component of any financial instruments or products or indices. None of the MSCI information is intended to constitute investment advice or a recommendation to make (or refrain from making) any kind of investment decision and may not be relied on as such. Historical data and analysis should not be taken as an indication or guarantee of any future performance analysis, forecast or prediction. The MSCI information is provided on an "as is" basis and the user of this information assumes the entire risk of any use made of this information. MSCI, each of its affiliates and each other person involved in or related to compiling, computing or creating any MSCI information (collectively, the "MSCI Parties") expressly disclaims all warranties (including, without limitation, any warranties of originality, accuracy, completeness, timeliness, non-infringement, merchantability and fitness for a particular purpose) with respect to this information. Without limiting any of the foregoing, in no event shall any MSCI Party have any liability for any direct, indirect, special, incidental, punitive, consequential (including, without limitation, lost profits) or any other damages. (www.msci.com).