

TB EVENLODE GLOBAL EQUITY*

MONTHLY FACTSHEET all data as at 30 September 2023 unless otherwise indicated

*From 2 October 2023 the name of the fund will change to WS Evenlode Global Equity



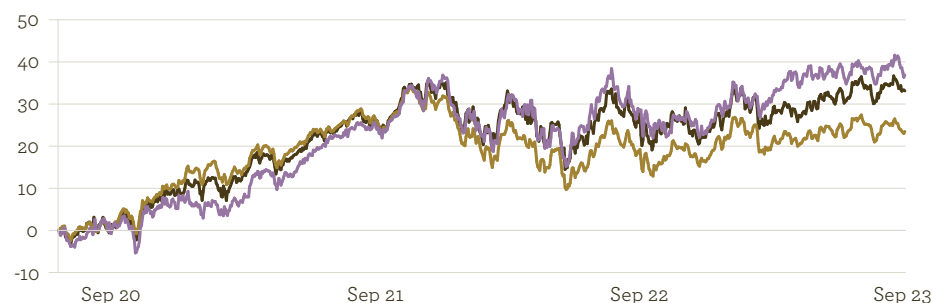
This is a marketing communication. Please refer to the prospectus and to the Key Investor Information Documents (KIIDs) before making any final investment decisions.

MANAGER COMMENTARY

The Fund declined in September moderately more than its comparator benchmark, the MSCI World Index. The leading contributors to the relative underperformance were our consumer staples exposure, which was impacted by continued negative sentiment, and the resurgent energy sector, where our strategy's intrinsic zero weight to asset-intensive commodity companies cost us once again as oil prices surged. More widely the market continued to slide off its June highs, albeit with meaningful dispersion even within sectors, while long bond yields worldwide marched up with US, German, and Japanese ten-year bond yields reaching decade or multidecade highs. Sterling flipped from a headwind to a tailwind to portfolio returns for the year to date as UK rate expectations lagged those of other developed currencies. Economic data remain tantalisingly incoherent, and commentators have plenty of ammunition to construct rosy or nightmare scenarios, according to their disposition. We remain both conscious of the economic environment and realistic about our ability to predict what will happen. In the absence of a crystal ball, we stay as ever resolved to own the best possible companies available at sensible valuations. Our expectation remains that long-term performance will be driven by the microeconomics of our companies, and we are excited about the opportunity for our companies to continue providing added value to their customers through intelligent reinvestment of their profits.

We sold out of one position during the month on fundamental grounds – the US trucking broker CH Robinson. The US road cargo brokerage model has attractive current economics and CH Robinson benefits from a weak two-sided network effect between shippers and carriers. However, the industry faces increased uncertainty, and we are concerned about the potential need for a transition to a more capital-intensive business model. The wider improving valuation environment allows us the luxury of exiting, upgrading the portfolio quality, and removing this uncertainty from our considerations.

PERFORMANCE SINCE LAUNCH (%)¹



CUMULATIVE PERFORMANCE

	1 Mth	3 Mths	6 Mths	1 Yr	3 Yrs	Launch ¹
■ Fund (%) ²	-1.5	-1.5	3.6	9.2	34.4	35.9
■ Benchmark (%) ³	-0.7	0.6	4.5	11.5	33.7	34.9
■ IA Sector (%)	-1.3	-1.0	1.4	7.8	21.0	23.1
Rank in sector	313/550	355/548	194/543	243/529	84/452	74/450
Quartile	3	3	2	2	1	1

CALENDAR YEAR PERFORMANCE (%)

	YTD	2022	2021	2020	2019	2018
Fund ²	10.1	-8.7	26.0	-	-	-
Benchmark ³	9.5	-7.8	22.9	-	-	-
IA Sector	5.5	-11.1	17.7	-	-	-

FUND ATTRIBUTES

- ✓ Emphasis on sustainable real capital growth
- ✓ Actively managed, with focus on companies with high returns on capital and high cashflow conversion
- ✓ Aims to provide capital growth over rolling periods of 5 years
- ✓ Focused portfolio of 30-50 high quality larger companies with growth opportunities
- ✓ Underlying revenue streams from diverse geographies
- ✓ Low portfolio turnover, long-term holding periods

KEY DETAILS

Sector	IA Global
Comparator Benchmark	MSCI World Index
Launch date	15 July 2020
Fund size	£278 million
No. of Holdings	32
Active share ⁴	86.9%
Valuation point	12 noon daily
Div ex dates	1 Mar
Div pay dates	end Apr
Currency availability	GBP



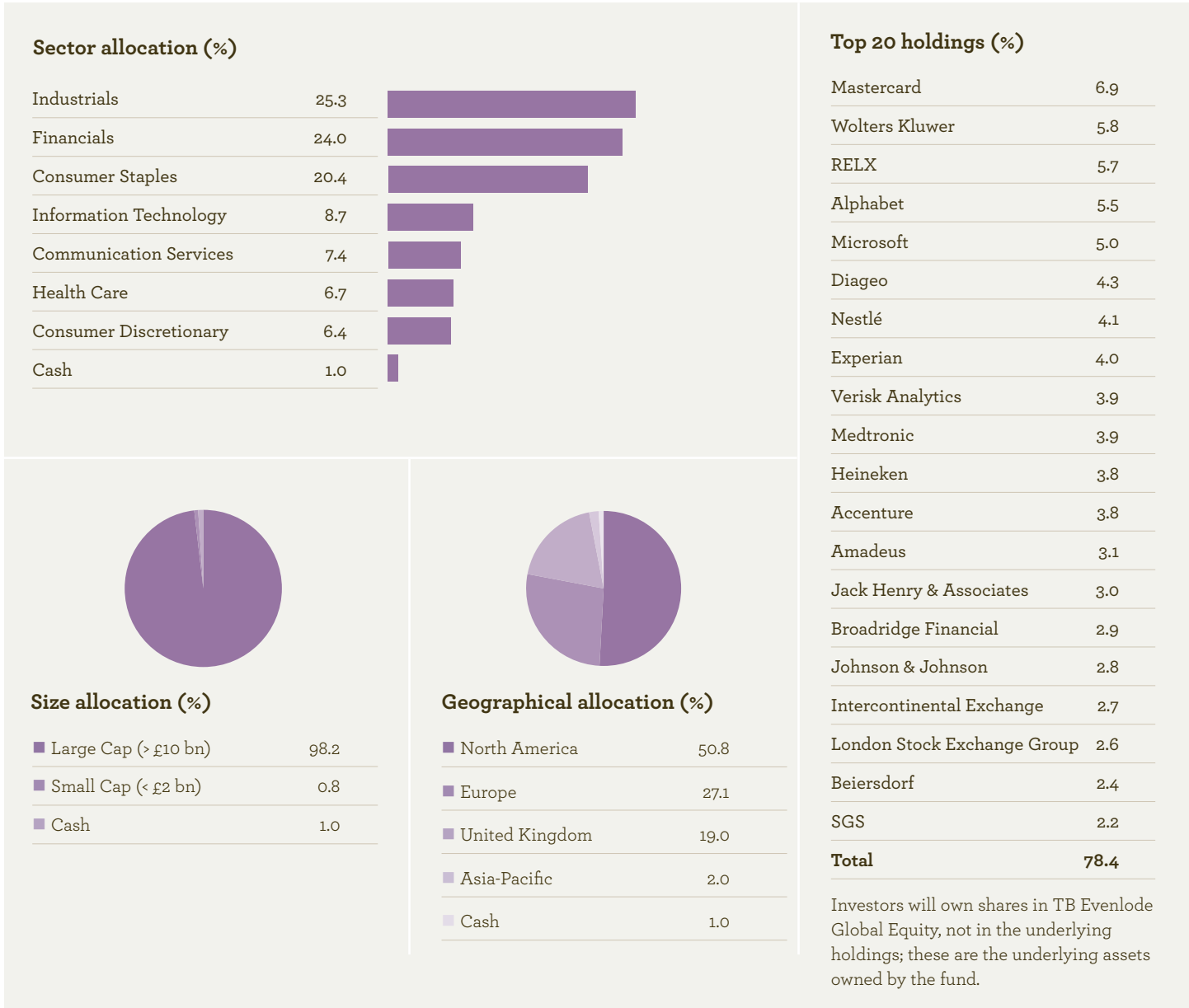
Past performance is not a reliable indicator of future results.

All performance data used on this factsheet is total return, bid-to-bid, and sourced from Financial Express and MSCI.

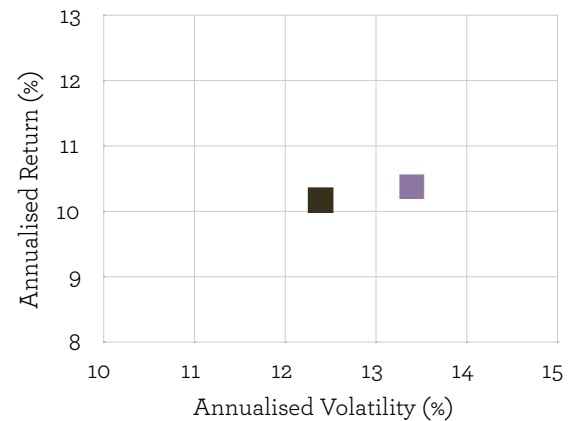
1. From launch date 15 July 2020.
2. TB Evenlode Global Equity B Acc GBP shares.
3. Comparator Benchmark is the MSCI World Index (with net dividends reinvested) in GBP.
4. Active share is calculated against the fund's Comparator Benchmark, the MSCI World Index.



PORTFOLIO



RISK RETURN (3 YEARS)



■ TB Evenlode Global Equity B Accumulation GBP Shares
 ■ MSCI World Index



INVESTMENT TEAM

The Evenlode Investment Team totals 17 staff. Fund managers are supported by a team of analysts including four dedicated stewardship analysts, and the team works collegiately to challenge thinking and share ideas.



CHRIS ELLIOTT

Fund Manager

Chris is a fund manager on the Evenlode Global Equity strategy, which launched in 2020, and on the Evenlode Global Income strategy, which launched in 2017. Chris is a fully qualified Chartered Financial Analyst and has a degree from the University of Cambridge in Mathematics and Economics. Prior to Evenlode, Chris worked as a senior software engineer.



JAMES KNOEDLER

Fund Manager

James is a fund manager on the Evenlode Global Equity strategy, which launched in 2020. He previously worked as an Equities Analyst at Independent Franchise Partners (IFP) and before that worked as an Investment Analyst at Arisaig Partners and Newlands Investment Management. James graduated from Oxford University with a first-class degree in English and holds a Masters degree in Finance from the London Business School.



CHRIS MOORE

Head of Research

Chris joined Evenlode Investment Management in February 2018 having previously been an equity research analyst at Investec Bank and Berenberg. Chris is a fully qualified Chartered Accountant and Chartered Financial Analyst, and studied Accounting and Finance at Warwick University.

ENVIRONMENTAL, SOCIAL AND GOVERNANCE (ESG)



SAWAN KUMAR

Head of Stewardship



REBEKAH NASH

Governance Analyst



BETHAN ROSE

Sustainable Investment Analyst

Integration into the investment process

As part of the Evenlode Investment team, we bear a significant responsibility in the analysis of stewardship and ESG issues that pertain to companies within our Evenlode investable universes and portfolios. We firmly believe in the importance of a company's ESG credentials as vital risk factors to evaluate over the long term. Moreover, we are confident that our engagement with companies on these matters can lead to positive outcomes for the portfolios and create long-term value for our clients. We actively engage with all our investee companies to gather information regarding their approach to a wide range of ESG matters which plays a crucial role in shaping our perspective on the risks and opportunities these companies face. We view these engagements as valuable opportunities - discussing challenges with companies enables us to gain a deeper understanding of their business context and acquire more information about their strategies to mitigate risks.

Our ongoing commitment

Signatory of:



Evenlode Investment Management became a signatory to the United Nations Principles for Responsible Investment (UNPRI) in 2018. By becoming signatories, we commit to implementing these principles and incorporating environmental, social and governance factors into our investment process to help enhance returns and better manage risk for our clients.

Investment & Stewardship Policy



Direct - Listed Equity Active fundamental - Incorporation




Direct - Listed Equity Active fundamental - Voting



Recent publications for download

- UNPRI Assessment Report
- Responsible Investment Report
- Carbon Emissions Report

MSCI Rating



Data as at 31 July 2023. Based on 99.2% of AUM. MSCI ESG Fund ratings are intended to measure the resilience of funds to long-term risks and opportunities arising from environmental, social and governance issues.

Morningstar® Ratings



Ratings as at 31 July 2023. Based on 100.0% of AUM. The Morningstar® Sustainability Rating™ is intended to measure how well the issuing companies of the securities within a fund's portfolio holdings are managing their environmental, social, and governance risks and opportunities relative to the fund's Morningstar Global Category peers.



Ratings as at 31 July 2023. Based on 98.9% of AUM. The Morningstar® Low Carbon Designation™ is intended to allow investors to easily identify low-carbon funds across the global universe. The designation is an indicator that the companies held in a portfolio are in general alignment with the transition to a low-carbon economy.

© 2023 Morningstar. All rights reserved. The information contained herein: (1) is proprietary to Morningstar and/or its content providers; (2) may not be copied or distributed; and (3) is not warranted to be accurate, complete, or timely. Neither Morningstar nor its content providers are responsible for any damages or losses arising from any use of this information. Past performance is no guarantee of future results. MSCI ESG Research LLC's ("MSCI ESG") Fund Metrics and Ratings (the "Information") provide environmental, social and governance data with respect to underlying securities within more than 31,000 multi-asset class Mutual Funds and ETFs globally. MSCI ESG is a Registered Investment Adviser under the Investment Advisers Act of 1940. MSCI ESG materials have not been submitted to, nor received approval from, the US SEC or any other regulatory body. None of the Information constitutes an offer to buy or sell, or a promotion or recommendation of, any security, financial instrument or product or trading strategy, nor should it be taken as an indication or guarantee of any future performance, analysis, forecast or prediction. None of the Information can be used to determine which securities to buy or sell or when to buy or sell them. The Information is provided "as is" and the user of the Information assumes the entire risk of any use it may make or permit to be made of the Information.



SHARE CLASS DETAILS

	GBP shares	
Share class	B ACC	C ACC
SEDOL codes	BMFX289	BMFX1N7
Share price	135.91p	136.22p
Minimum lump sum	£1,000	£10 million
Minimum regular savings	£50 pm	N/A
Periodic charge ¹	0.85%	0.75%
Ex ante transaction cost	0.06%	0.06%

1. Equivalent to OCF. For full information on the periodic charge, please refer to section 7.1 of the full Prospectus.

WHAT ARE THE RISKS?

As a focused equity portfolio of between 30 and 50 investments, the fund can involve higher risk and higher volatility. The value of an investment can fall as well as rise as a result of market and currency movement; you may not get back the amount originally invested. You should therefore regard your investment as long term. Details on the risk factors are included in the fund's prospectus, available on our website.

INVESTOR PROFILE

The Fund may appeal to investors who:

- ✓ Desire capital growth over the long term
- ✓ Accept the risk associated with the volatile nature of equity investments
- ✓ Plan to hold their investment for at least 5 years

IMPORTANT INFORMATION

This Factsheet has been produced by Evenlode Investment Management Limited. TB Evenlode Global Equity is a sub-fund of the TB Evenlode Investment Funds ICVC. Full details of the TB Evenlode Investment Funds, including risk warnings, are published in the TB Evenlode Investment Funds Prospectus and the TB Evenlode Investment Funds Key Investor Information Documents (KIIDs) which are available on request and at www.evenlodeinvestment.com. The TB Evenlode Investment Funds are subject to normal stock market fluctuations and other risks inherent in such investments. The value of your investment and the income derived from it can go down as well as up, and you may not get back the money you invested, you should therefore regard your investment as long term. As a focused portfolio of between 30 and 50 investments, TB Evenlode Global Equity carries more risk than a fund spread over a larger number of stocks. The fund has the ability to invest in derivatives for the purposes of EPM, which may restrict gains in a rising market. Investments in overseas equities may be affected by changes in exchange rates, which could cause the value of your investment to increase or diminish. Every effort is taken to ensure the accuracy of the data used in this document but no warranties are given. This factsheet is neither directed to, nor intended for distribution or use by, any person or entity who is a citizen or resident of or located in any locality, state, country or jurisdiction where such distribution, publication, availability or use would be contrary to law or regulation. The sale of shares of the fund may be restricted in certain jurisdictions. In particular shares may not be offered or sold, directly or indirectly in the United States or to U.S. Persons, as is more fully described in the Fund's Prospectus. Evenlode Investment Management Limited is authorised and regulated by the Financial Conduct Authority, No. 767844. T. Bailey Fund Services Limited is authorised and regulated by the Financial Conduct Authority, No. 190293.

The MSCI information may only be used for your internal use, may not be reproduced or disseminated in any form and may not be used as a basis for or a component of any financial instruments or products or indices. None of the MSCI information is intended to constitute investment advice or a recommendation to make (or refrain from making) any kind of investment decision and may not be relied on as such. Historical data and analysis should not be taken as an indication or guarantee of any future performance analysis, forecast or prediction. The MSCI information is provided on an "as is" basis and the user of this information assumes the entire risk of any use made of this information. MSCI, each of its affiliates and each other person involved in or related to compiling, computing or creating any MSCI information (collectively, the "MSCI Parties") expressly disclaims all warranties (including, without limitation, any warranties of originality, accuracy, completeness, timeliness, non-infringement, merchantability and fitness for a particular purpose) with respect to this information. Without limiting any of the foregoing, in no event shall any MSCI Party have any liability for any direct, indirect, special, incidental, punitive, consequential (including, without limitation, lost profits) or any other damages. (www.msci.com).

How to Invest

TB Evenlode Global Equity is available as an OEIC and is also suitable to include in stocks and shares ISAs and SIPPs.

You can buy shares in the fund by visiting:
www.tbaileyfs.co.uk/funds/tb-evenlodeinvestment-funds

Or by telephoning the TB Evenlode Investor Dealing Line:

0115 988 8287

(open business days between 9am and 5pm)

Or through various third parties including Aegon, AJ Bell, Aviva, Hargreaves Lansdown, Pershing and Transact.

Contact Evenlode

The Long Barn
Chalford Park Barns
Oxford Road
Chipping Norton
Oxfordshire
OX7 5QR
United Kingdom

+44 (0)1608 695200

Calls are recorded

www.evenlodeinvestment.com

Authorised Corporate Director & Administrator:

T. Bailey Fund Services Ltd
(www.tbaileyfs.co.uk/funds/tb-evenlodeinvestment-funds)



Please contact Spring Capital Partners.

+44 (0)20 3307 8086 evenlode@springcapitalpartners.com