

IFSL EVENLODE GLOBAL EQUITY*



MONTHLY FACTSHEET all data as at 30 November 2024 unless otherwise indicated

*Prior to 9 March 2024 the name of the fund was WS Evenlode Global Equity

This is a marketing communication. Please refer to the prospectus and to the Key Investor Information Documents (KIIDs) before making any final investment decisions.

Evenlode has developed a [Glossary](#) to assist investors to better understand commonly used terms.

MANAGER COMMENTARY

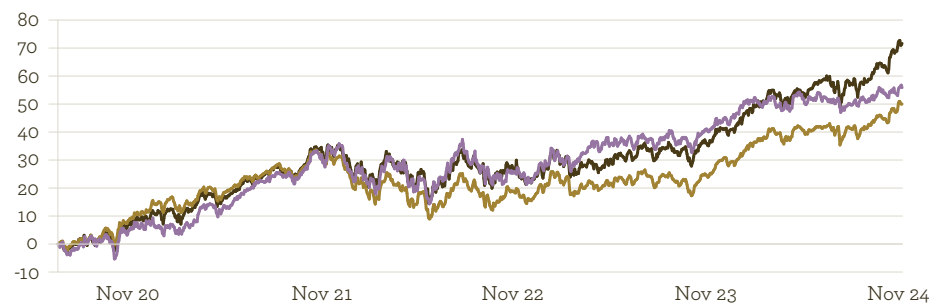
During November Evenlode Global Equity significantly underperformed its benchmark, the MSCI World Index, which surged in the aftermath of the US election. The benchmark performance was particularly strong in cyclical sectors leveraged to interest rates. Banks and insurers contributed to a noticeable drag on relative performance during the period. Insurers benefitted from positive sentiment around expectations of higher-for-longer interest rates, while banks continued to capitalise on macro tailwinds. The auto sector was a notable detractor from relative performance, driven by Tesla's share price increase of c35% since the Nov 5th US election. Energy rallied as markets responded to President Trump's commitment to policy shifts that favour fossil fuels. Semiconductors also benefitted from the general market euphoria. The Evenlode philosophy steers us away from these and other cyclical sectors in favour of businesses with consistently high returns on invested capital.

The fund's overweight position to consumer staples accounted for most of the remaining underperformance. US consumer spending remains pressured by stagnant wages and high mortgage costs, with lower-income households under significant strain. We maintain confidence in the underlying economics of our consumer goods holdings which benefit from strong returns on invested capital and exposure to structurally growing categories; many of these consumer goods companies are now available at highly attractive valuation multiples.

While the last month has been a challenge, our focus remains on investing in high quality companies - those that can maintain high returns on invested capital and invest consistently for growth. The portfolio is now valued at a higher free cash flow yield^[1] than its benchmark, with current analyst estimates indicating average double-digit cash flow growth for portfolio companies over the next two years. We therefore remain confident that strong fundamentals will drive share price performance over time.

^[1] Free Cash Flow (FCF) of a company is a measure of how much cash it can generate over and above normal operating expenses and capital expenditure. The more FCF a company has, the more it can allocate to dividend payments and growth opportunities. FCF Yield is FCF per share divided by the current share price. The portfolio's FCF Yield is calculated based on the FCF yields of the companies held in the portfolio.

PERFORMANCE SINCE LAUNCH (%)¹



CUMULATIVE PERFORMANCE

	1 Mth	3 Mths	6 Mths	1 Yr	3 Yrs	Launch ¹
■ Fund (%) ²	1.7	3.4	4.1	11.2	20.0	55.9
■ Benchmark (%) ³	5.8	7.9	11.4	27.3	34.0	75.8
■ IA Sector (%)	4.2	5.6	7.5	20.6	16.4	50.8
Rank in sector	500/551	420/550	434/548	491/535	223/479	196/432
Quartile	4	4	4	4	2	2

CALENDAR YEAR PERFORMANCE (%)

	YTD	2023	2022	2021	2020	2019
Fund ²	7.4	17.6	-8.7	26.0	-	-
Benchmark ³	22.2	16.8	-7.8	22.9	-	-
IA Sector	14.7	12.7	-11.3	17.6	-	-

FUND ATTRIBUTES

- ✓ Emphasis on sustainable real capital growth
- ✓ Actively managed, with focus on companies with high returns on capital and high cashflow conversion
- ✓ Aims to provide capital growth over rolling periods of 5 years
- ✓ Focused portfolio of 30-50 high quality larger companies with growth opportunities
- ✓ Underlying revenue streams from diverse geographies
- ✓ Low portfolio turnover, long-term holding periods

KEY DETAILS

Sector	IA Global
Comparator Benchmark	MSCI World Index
Launch date	15 July 2020
Strategy size ⁴	£537 million
Fund size	£491 million
No. of Holdings	33
Active share ⁵	88.3%
Valuation point	12 noon daily
Div ex dates	1 Mar
Div pay dates	end Apr
Currency availability	GBP

ELITE RATED
ESG Integrated FundCalibre.com



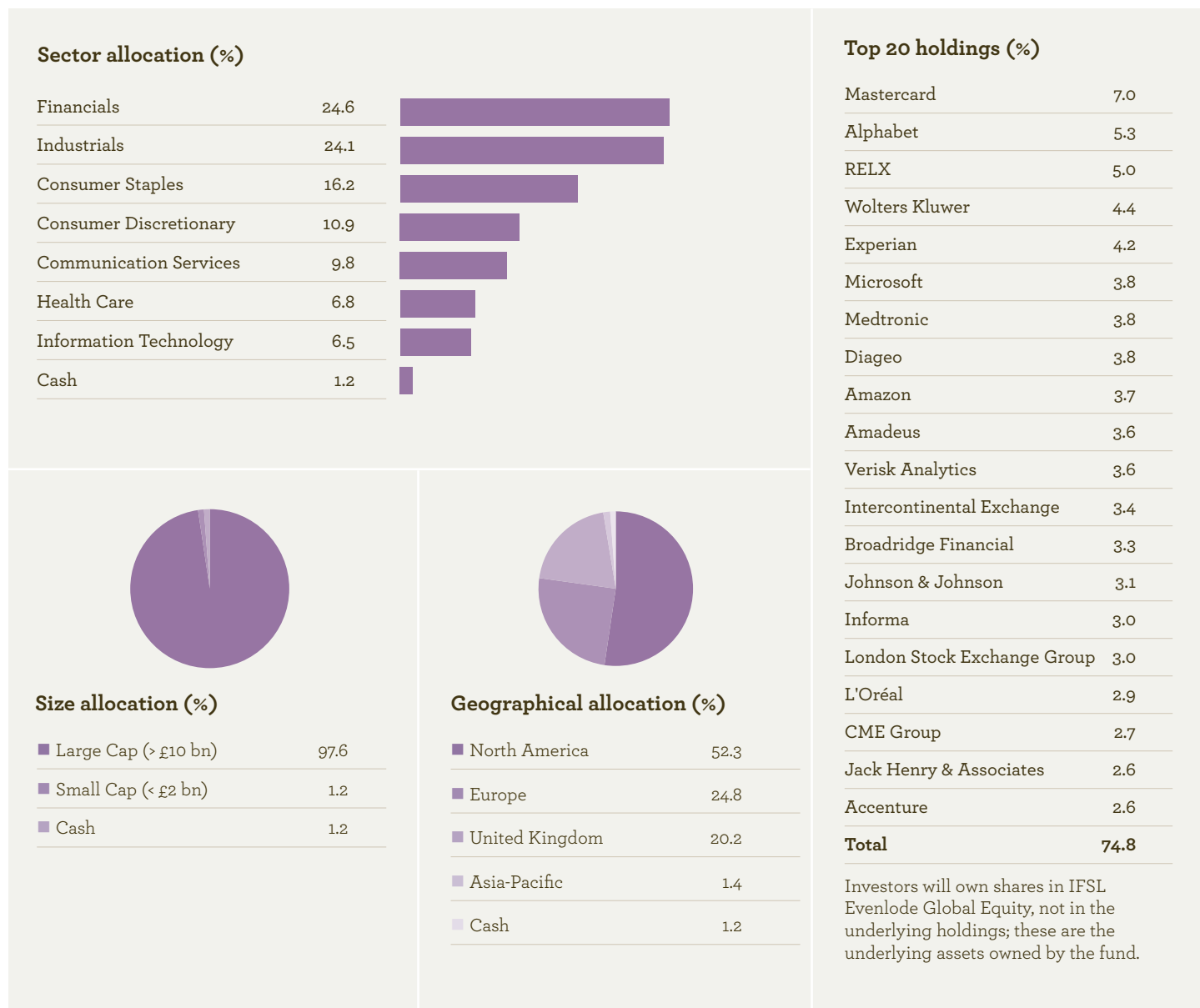
Past performance is not a reliable indicator of future results.

All performance data used on this factsheet is total return, bid-to-bid, and sourced from Financial Express and MSCI.

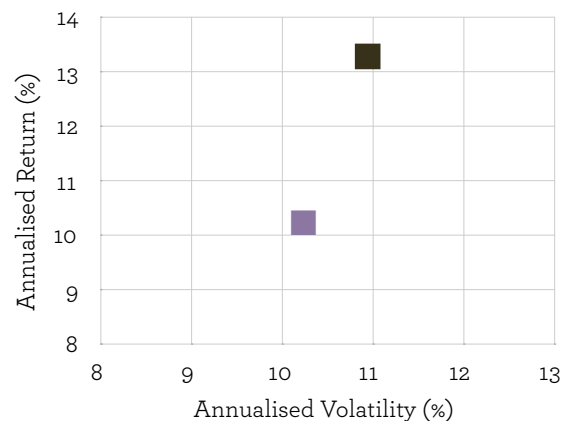
1. From launch date 15 July 2020.
2. IFSL Evenlode Global Equity B Acc GBP shares.
3. Comparator Benchmark is the MSCI World Index (with net dividends reinvested) in GBP.
4. Strategy size includes any other Evenlode funds, advisory and segregated mandates which are managed to this strategy.
5. Active share is calculated against the fund's Comparator Benchmark, the MSCI World Index.



PORTFOLIO



RISK RETURN (4 YEARS)



Past performance is not a reliable indicator of future results.

All performance data used on this factsheet is total return, bid-to-bid, and sourced from Financial Express and MSCI.

- IFSL Evenlode Global Equity B Accumulation GBP Shares
- MSCI World Index



INVESTMENT TEAM

The Evenlode Investment Team totals 19 staff. Fund managers are supported by a team of analysts including four dedicated stewardship analysts, and the team works collegially to challenge thinking and share ideas.



CHRIS ELLIOTT
Portfolio Manager

Chris is a Portfolio Manager on the Evenlode Global Income and Global Equity strategy teams and joined Evenlode in 2015.



JAMES KNOEDLER
Portfolio Manager

James is a Portfolio Manager on the Evenlode Global Equity strategy team and joined Evenlode in 2020.



CRISTINA DYER
Investment Analyst

Cristina Dyer is an Investment Analyst on the Evenlode Global Equity strategy and joined Evenlode in 2020.



GURINDER SAMRA
Investment Analyst

Gurinder Samra is an Investment Analyst on the Evenlode Global Equity strategy and joined Evenlode in 2021.

ENVIRONMENTAL, SOCIAL AND GOVERNANCE (ESG)

We believe that delivering real, durable returns over the long term can be best achieved by integrating environmental, social and governance (ESG) factors into our risk management framework as this ensures that all long-term risks are monitored and managed on an ongoing basis. In addition to reviewing ESG factors when making investment decisions, we engage with portfolio companies on a range of ESG issues (for example greenhouse gas emission reduction). However, please note that the fund does not have a sustainability objective.



SAWAN WADHWA
Head of Stewardship

Integration into the investment process

We consider engagement with companies as an opportunity. Discussing challenges with companies enables us to understand their business context and obtain more information about their mitigation of and resilience to the risks that we perceive. Ultimately though, we are seeking to create long-term value for our clients through improving the sustainability characteristics of a company. However, we understand that all this takes time and a measured approach. This requires us to set appropriate engagement objectives which allow us to stay focused and accurately monitor the results.



BETHAN ROSE
Sustainable
Investment Analyst

Our ongoing commitment

Signatory of:



Evenlode Investment Management became a signatory to the United Nations Principles for Responsible Investment (UNPRI) in 2018. By becoming signatories, we commit to implementing these principles and incorporating environmental, social and governance factors into our investment process to help enhance returns and better manage risk for our clients.



REBEKAH NASH
Stewardship Analyst

Policy Governance and Strategy



Direct - Listed Equity Active fundamental



Confidence Building Measures




LILY POSTLETHWAITE
Stewardship Analyst

Recent publications for download

- ✓ Quarterly Stewardship Report
- ✓ UNPRI Assessment Report
- ✓ Responsible Investment Report
- ✓ Portfolio Emissions Report

MSCI Rating



Data as at 31 October 2024. Based on 100.0% of AUM. MSCI ESG Fund ratings are intended to measure the resilience of funds to long-term risks and opportunities arising from environmental, social and governance issues.

Morningstar® Ratings



Morningstar Sustainability Rating™

Ratings as at 30 September 2024. Based on 100.0% of AUM. The Morningstar® Sustainability Rating™ is intended to measure how well the issuing companies of the securities within a fund's portfolio holdings are managing their environmental, social, and governance risks and opportunities relative to the fund's Morningstar Global Category peers.



Ratings as at 30 September 2024. Based on 98.7% of AUM. The Morningstar® Low Carbon Designation™ is intended to allow investors to easily identify low-carbon funds across the global universe. The designation is an indicator that the companies held in a portfolio are in general alignment with the transition to a low-carbon economy.

© 2024 Morningstar. All rights reserved. The information contained herein: (1) is proprietary to Morningstar and/or its content providers; (2) may not be copied or distributed; and (3) is not warranted to be accurate, complete, or timely. Neither Morningstar nor its content providers are responsible for any damages or losses arising from any use of this information. Past performance is no guarantee of future results. MSCI ESG Research LLC's ("MSCI ESG") Fund Metrics and Ratings (the "Information") provide environmental, social and governance data with respect to underlying securities within more than 31,000 multi-asset class Mutual Funds and ETFs globally. MSCI ESG is a Registered Investment Adviser under the Investment Advisers Act of 1940. MSCI ESG materials have not been submitted to, nor received approval from, the US SEC or any other regulatory body. None of the Information constitutes an offer to buy or sell, or a promotion or recommendation of, any security, financial instrument or product or trading strategy, nor should it be taken as an indication or guarantee of any future performance, analysis, forecast or prediction. None of the Information can be used to determine which securities to buy or sell or when to buy or sell them. The Information is provided "as is" and the user of the Information assumes the entire risk of any use it may make or permit to be made of the Information.



SHARE CLASS DETAILS

	GBP shares	
Share class	B ACC	C ACC
SEDOL codes	BMFX289	BMFX1N7
Share price	155.85p	156.40p
Minimum lump sum	£1,000	£10 million
Minimum regular savings	£50 pm	N/A
Periodic charge ¹	0.85	0.75
Ex ante transaction cost	0.0%	0.0%

1. Equivalent to OCF. For full information on the periodic charge, please refer to section 7.1 of the full Prospectus.

WHAT ARE THE RISKS?

As a focused equity portfolio of between 30 and 50 investments, the fund can involve higher risk and higher volatility. The value of an investment can fall as well as rise as a result of market and currency movement; you may not get back the amount originally invested. You should therefore regard your investment as long term. Details on the risk factors are included in the fund's prospectus, available on our website.

INVESTOR PROFILE

The Fund may appeal to investors who:

- ✓ Desire capital growth over the long term
- ✓ Accept the risk associated with the volatile nature of equity investments
- ✓ Plan to hold their investment for at least 5 years

IMPORTANT INFORMATION

This Factsheet has been produced by Evenlode Investment Management Limited. IFSL Evenlode Global Equity is a sub-fund of the IFSL Evenlode Investment Funds ICVC. Full details of the IFSL Evenlode Investment Funds, including risk warnings, are published in the IFSL Evenlode Investment Funds Prospectus and the IFSL Evenlode Investment Funds Key Investor Information Documents (KIIDs) which are available on request and at www.evenlodeinvestment.com. The IFSL Evenlode Investment Funds are subject to normal stock market fluctuations and other risks inherent in such investments. The value of your investment and the income derived from it can go down as well as up, and you may not get back the money you invested, you should therefore regard your investment as long term. As a focused portfolio of between 30 and 50 investments, IFSL Evenlode Global Equity carries more risk than a fund spread over a larger number of stocks. The fund has the ability to invest in derivatives for the purposes of EPM, which may restrict gains in a rising market. Investments in overseas equities may be affected by changes in exchange rates, which could cause the value of your investment to increase or diminish. Every effort is taken to ensure the accuracy of the data used in this document but no warranties are given. This factsheet is neither directed to, nor intended for distribution or use by, any person or entity who is a citizen or resident of or located in any locality, state, country or jurisdiction where such distribution, publication, availability or use would be contrary to law or regulation. The sale of shares of the fund may be restricted in certain jurisdictions. In particular shares may not be offered or sold, directly or indirectly in the United States or to U.S. Persons, as is more fully described in the Fund's Prospectus. Evenlode Investment Management Limited is authorised and regulated by the Financial Conduct Authority, No. 767844. Investment Fund Services Limited is authorised and regulated by the Financial Conduct Authority, No. 464193. Spring Capital Partners Limited is an Appointed Representative of Robert Quinn Advisory LLP, which is authorised and regulated by the Financial Conduct Authority, No. 548030.

The MSCI information may only be used for your internal use, may not be reproduced or disseminated in any form and may not be used as a basis for or a component of any financial instruments or products or indices. None of the MSCI information is intended to constitute investment advice or a recommendation to make (or refrain from making) any kind of investment decision and may not be relied on as such. Historical data and analysis should not be taken as an indication or guarantee of any future performance analysis, forecast or prediction. The MSCI information is provided on an "as is" basis and the user of this information assumes the entire risk of any use made of this information. MSCI, each of its affiliates and each other person involved in or related to compiling, computing or creating any MSCI information (collectively, the "MSCI Parties") expressly disclaims all warranties (including, without limitation, any warranties of originality, accuracy, completeness, timeliness, non-infringement, merchantability and fitness for a particular purpose) with respect to this information. Without limiting any of the foregoing, in no event shall any MSCI Party have any liability for any direct, indirect, special, incidental, punitive, consequential (including, without limitation, lost profits) or any other damages. (www.msci.com).

Authorised Corporate Director

Investment Fund Services Limited (IFSL)
(www.ifslfunds.com/sponsor/evenlode)

Phone (UK) - 0808 1789321
Phone (Overseas) - +44 1204 803932
Email - ifslclientsupport@ifslfunds.com

How to Invest

Please contact IFSL:

Phone (UK) - 0808 1789321
Phone (Overseas) - +44 1204 803932
Email - ifslclientsupport@ifslfunds.com

Or through various third parties including Aegon, AJ Bell, AllFunds, Aviva, BestInvest, Fidelity, Hargreaves Lansdown, James Hay, Novia, Pershing and Transact.

Contact Evenlode

The Long Barn
Chalford Park Barns
Oxford Road
Chipping Norton
Oxfordshire
OX7 5QR
United Kingdom

Phone - +44 (0)1608 695200
Calls are recorded
Email - evenlode@evenlodeinvestment.com
www.evenlodeinvestment.com



Please contact Spring Capital Partners.
+44 (0)20 3307 8086 evenlode@springcapitalpartners.com