

TB EVENLODE GLOBAL EQUITY

MONTHLY FACTSHEET all data as at 28 February 2023 unless otherwise indicated



This is a marketing communication. Please refer to the prospectus and to the Key Investor Information Documents (KIIDs) before making any final investment decisions.

MANAGER COMMENTARY

While February may be a short month, it's a busy and eventful one. All portfolio companies with 31 December year ends have now reported full year results for FY22, printing in aggregate low double digits organic revenue growth while maintaining operating profitability. For February, TB Evenlode Global Equity was slightly ahead of its comparator benchmark, the MSCI World Index.

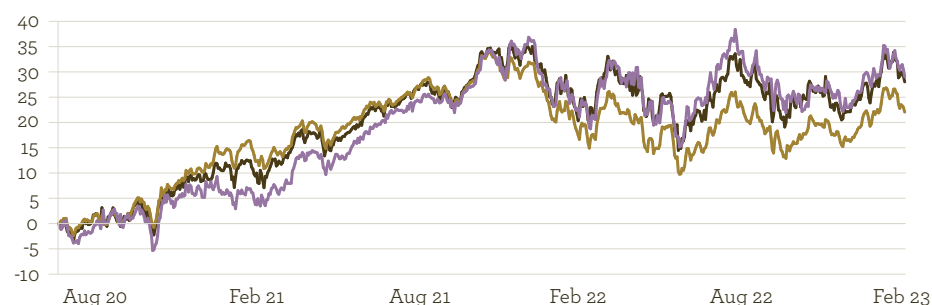
Microsoft and Alphabet were major positive and negative contributors respectively on the back of heated news flow about machine learning (ML) chatbots, and Microsoft's announcement that it will openly pursue a strategy to disrupt Alphabet's search business. We see this as an evolution rather than revolution in Microsoft's (so far fruitless) fifteen-year quest to unseat Google search, but the greater capital intensity of ML has made us incrementally more cautious. We will discuss this further in a separate, longer piece.

We added two new holdings in CME and LSE. CME operates derivatives exchanges and clearing houses in the US, and has dominant market shares in several large categories. We had previously sold our position in CME in April 2022 as the valuation became less attractive. Since then, the share price has declined by c30% due to concerns of lower volatility in interest rates and WTI oil prices, giving us an attractive valuation opportunity. LSE has diversified its business from traditional stock exchange activities into new revenue streams including data and analytics and fixed income trading, providing a long growth runway. We also exited our small remaining position in Adobe as a result of better valuation and compounding opportunities elsewhere.

From March 2023, GICS will re-classify Mastercard and Visa into 'Financials' instead of the 'Information Technology' sector. As a result, you will see our allocation to these sectors materially differ next month but this is not a reflection of active portfolio changes.

As ever, we would like to thank all our investors for their trust and backing, and we continue to focus our efforts on preserving and growing your capital.

PERFORMANCE SINCE LAUNCH (%)¹



CUMULATIVE PERFORMANCE

	1 Mth	3 Mths	6 Mths	1 Yr	3 Yrs	Launch ¹
■ Fund (%) ²	-0.1	2.5	-1.4	3.7	-	28.1
■ Benchmark (%) ³	-0.8	-1.6	0.0	2.7	-	27.9
■ IA Sector (%)	-0.2	1.3	0.7	1.8	-	21.7
Rank in sector	260/530	151/528	407/520	175/508	-/-	126/448
Quartile	2	2	4	2	-	2

CALENDAR YEAR PERFORMANCE (%)

	YTD	2022	2021	2020	2019	2018
Fund ²	3.8	-8.7	26.0	-	-	-
Benchmark ³	3.8	-7.8	22.9	-	-	-
IA Sector	4.2	-11.1	17.7	-	-	-

FUND ATTRIBUTES

- ✓ Emphasis on sustainable real capital growth
- ✓ Actively managed, with focus on companies with high returns on capital and high cashflow conversion
- ✓ Aims to provide capital growth over rolling periods of 5 years
- ✓ Focused portfolio of 30-50 high quality larger companies with growth opportunities
- ✓ Underlying revenue streams from diverse geographies
- ✓ Low portfolio turnover, long-term holding periods

KEY DETAILS

Sector	IA Global
Comparator Benchmark	MSCI World Index
Launch date	15 July 2020
Fund size	£65 million
No. of Holdings	35
Active share ⁴	87.5%
Valuation point	12 noon daily
Div ex dates	1 Mar
Div pay dates	end Apr
Currency availability	GBP

Past performance is not a reliable indicator of future results.

All performance data used on this factsheet is total return, bid-to-bid, and sourced from Financial Express and MSCI.

1. From launch date 15 July 2020.
2. TB Evenlode Global Equity B Acc GBP shares.
3. Comparator Benchmark is the MSCI World Index (with net dividends reinvested) in GBP.
4. Active share is calculated against the fund's Comparator Benchmark, the MSCI World Index.



PORTFOLIO

Sector allocation (%)

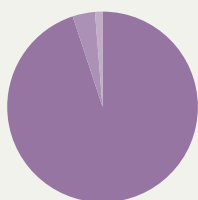
Information Technology	28.7	
Consumer Staples	24.8	
Industrials	18.1	
Financials	10.9	
Communication Services	7.0	
Consumer Discretionary	6.2	
Health Care	3.1	
Cash	1.3	

Top 20 holdings (%)

Microsoft	6.7
Mastercard	6.6
Wolters Kluwer	5.6
Nestlé	5.4
Alphabet	5.3
Heineken	4.5
RELX	3.7
Accenture	3.6
L'Oréal	3.5
Diageo	3.3
Experian	3.3
Medtronic	3.1
Estée Lauder	2.9
Unilever	2.7
LVMH	2.6
Intercontinental Exchange	2.5
Pernod Ricard	2.4
Visa	2.2
Amadeus IT	2.2
Jack Henry	2.2
Total	74.3

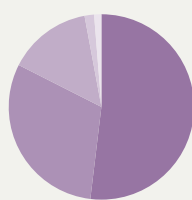
Size allocation (%)

Large Cap (> £10 bn)	94.9
Mid Cap (£2 bn - £10 bn)	3.8
Cash	1.3



Geographical allocation (%)

North America	51.9
Europe	30.6
United Kingdom	14.6
Asia	1.7
Cash	1.3



Investors will own shares in TB Evenlode Global Equity, not in the underlying holdings; these are the underlying assets owned by the fund.



INVESTMENT TEAM

The Evenlode Investment Team totals 18 staff. Fund managers are supported by a team of analysts including four dedicated stewardship analysts, and the team works collegiately to challenge thinking and share ideas.



CHRIS ELLIOTT

Fund Manager

Chris is a fund manager on the Evenlode Global Equity strategy, which launched in 2020, and on the Evenlode Global Income strategy, which launched in 2017. Chris is a fully qualified Chartered Financial Analyst and has a degree from the University of Cambridge in Mathematics and Economics. Prior to Evenlode, Chris worked as a senior software engineer.



JAMES KNOEDLER

Fund Manager

James is a fund manager on the Evenlode Global Equity strategy, which launched in 2020. He previously worked as an Equities Analyst at Independent Franchise Partners (IFP) and before that worked as an Investment Analyst at Arisaig Partners and Newlands Investment Management. James graduated from Oxford University with a first-class degree in English and holds a Masters degree in Finance from the London Business School.



CHRIS MOORE

Head of Research

Chris joined Evenlode Investment Management in February 2018 having previously been an equity research analyst at Investec Bank and Berenberg. Chris is a fully qualified Chartered Accountant and Chartered Financial Analyst, and studied Accounting and Finance at Warwick University.

ENVIRONMENTAL, SOCIAL AND GOVERNANCE (ESG)



SAWAN KUMAR

Head of Stewardship

Integration into the investment process

The stewardship team continues to help preserve and enhance the value of our clients' assets through long-term engagement and analysis. We prioritise engaging with the companies in whom we invest in order to establish positive relationships with them and contribute towards implementing real change. The topics we engage with companies on range from net zero targets through to remuneration structures, and as we look ahead to the Annual General Meeting season, we are preparing to make these engagements in an efficient and effective manner.



REBEKAH NASH

Governance Analyst

Our ongoing commitment

Signatory of:



Evenlode Investment Management became a signatory to the United Nations Principles for Responsible Investment (UNPRI) in 2018. By becoming signatories, we commit to implementing these principles and incorporating environmental, social and governance factors into our investment process to help enhance returns and better manage risk for our clients.

Investment & Stewardship Policy



Direct - Listed Equity Active fundamental - Incorporation



Direct - Listed Equity Active fundamental - Voting



BETHAN ROSE

Sustainable Investment Analyst

Recent publications for download


- ✓ UNPRI Assessment Report
- ✓ Responsible Investment Report
- ✓ Carbon Emissions Report



ZIKRI JAAFAR

Stewardship Analyst

MSCI Rating



Data as at 30 November 2022. Based on 98.8% of AUM. MSCI ESG Fund ratings are intended to measure the resilience of funds to long-term risks and opportunities arising from environmental, social and governance issues.

Morningstar® Ratings



Ratings as at 31 December 2022. Based on 100.0% of AUM. The Morningstar® Sustainability Rating™ is intended to measure how well the issuing companies of the securities within a fund's portfolio holdings are managing their environmental, social, and governance risks and opportunities relative to the fund's Morningstar Global Category peers.



Ratings as at 31 December 2022. Based on 98.3% of AUM. The Morningstar® Low Carbon Designation™ is intended to allow investors to easily identify low-carbon funds across the global universe. The designation is an indicator that the companies held in a portfolio are in general alignment with the transition to a low-carbon economy.

© 2023 Morningstar. All rights reserved. The information contained herein: (1) is proprietary to Morningstar and/or its content providers; (2) may not be copied or distributed; and (3) is not warranted to be accurate, complete, or timely. Neither Morningstar nor its content providers are responsible for any damages or losses arising from any use of this information. Past performance is no guarantee of future results. MSCI ESG Research LLC's ("MSCI ESG") Fund Metrics and Ratings (the "Information") provide environmental, social and governance data with respect to underlying securities within more than 31,000 multi-asset class Mutual Funds and ETFs globally. MSCI ESG is a Registered Investment Adviser under the Investment Advisers Act of 1940. MSCI ESG materials have not been submitted to, nor received approval from, the US SEC or any other regulatory body. None of the Information constitutes an offer to buy or sell, or a promotion or recommendation of, any security, financial instrument or product or trading strategy, nor should it be taken as an indication or guarantee of any future performance, analysis, forecast or prediction. None of the Information can be used to determine which securities to buy or sell or when to buy or sell them. The Information is provided "as is" and the user of the Information assumes the entire risk of any use it may make or permit to be made of the Information.



SHARE CLASS DETAILS

	GBP shares	
Share class	B ACC	C ACC
SEDOL codes	BMFX289	BMFX1N7
Share price	128.14p	128.41p
Minimum lump sum	£1,000	£10 million
Minimum regular savings	£50 pm	N/A
Periodic charge ¹	0.85%	0.75%
Ex ante transaction cost	0.06%	0.06%

1. Equivalent to OCF. For full information on the periodic charge, please refer to section 7.1 of the full Prospectus.

WHAT ARE THE RISKS?

As a focused equity portfolio of between 30 and 50 investments, the fund can involve higher risk and higher volatility. The value of an investment can fall as well as rise as a result of market and currency movement; you may not get back the amount originally invested. You should therefore regard your investment as long term. Details on the risk factors are included in the fund's prospectus, available on our website.

INVESTOR PROFILE

The Fund may appeal to investors who:

- ✔ Desire capital growth over the long term
- ✔ Accept the risk associated with the volatile nature of equity investments
- ✔ Plan to hold their investment for at least 5 years

IMPORTANT INFORMATION

This Factsheet has been produced by Evenlode Investment Management Limited. TB Evenlode Global Equity is a sub-fund of the TB Evenlode Investment Funds ICVC. Full details of the TB Evenlode Investment Funds, including risk warnings, are published in the TB Evenlode Investment Funds Prospectus and the TB Evenlode Investment Funds Key Investor Information Documents (KIIDs) which are available on request and at www.evenlodeinvestment.com. The TB Evenlode Investment Funds are subject to normal stock market fluctuations and other risks inherent in such investments. The value of your investment and the income derived from it can go down as well as up, and you may not get back the money you invested, you should therefore regard your investment as long term. As a focused portfolio of between 30 and 50 investments, TB Evenlode Global Equity carries more risk than a fund spread over a larger number of stocks. The fund has the ability to invest in derivatives for the purposes of EPM, which may restrict gains in a rising market. Investments in overseas equities may be affected by changes in exchange rates, which could cause the value of your investment to increase or diminish. Every effort is taken to ensure the accuracy of the data used in this document but no warranties are given. This factsheet is neither directed to, nor intended for distribution or use by, any person or entity who is a citizen or resident of or located in any locality, state, country or jurisdiction where such distribution, publication, availability or use would be contrary to law or regulation. The sale of shares of the fund may be restricted in certain jurisdictions. In particular shares may not be offered or sold, directly or indirectly in the United States or to U.S. Persons, as is more fully described in the Fund's Prospectus. Evenlode Investment Management Limited is authorised and regulated by the Financial Conduct Authority, No. 767844. T. Bailey Fund Services Limited is authorised and regulated by the Financial Conduct Authority, No. 190293.

The MSCI information may only be used for your internal use, may not be reproduced or disseminated in any form and may not be used as a basis for or a component of any financial instruments or products or indices. None of the MSCI information is intended to constitute investment advice or a recommendation to make (or refrain from making) any kind of investment decision and may not be relied on as such. Historical data and analysis should not be taken as an indication or guarantee of any future performance analysis, forecast or prediction. The MSCI information is provided on an "as is" basis and the user of this information assumes the entire risk of any use made of this information. MSCI, each of its affiliates and each other person involved in or related to compiling, computing or creating any MSCI information (collectively, the "MSCI Parties") expressly disclaims all warranties (including, without limitation, any warranties of originality, accuracy, completeness, timeliness, non-infringement, merchantability and fitness for a particular purpose) with respect to this information. Without limiting any of the foregoing, in no event shall any MSCI Party have any liability for any direct, indirect, special, incidental, punitive, consequential (including, without limitation, lost profits) or any other damages. (www.msci.com).

How to Invest

TB Evenlode Global Equity is available as an OEIC and is also suitable to include in stocks and shares ISAs and SIPPs.

You can buy shares in the fund by visiting:
www.tbaileyfs.co.uk/funds/tb-evenlodeinvestment-funds

Or by telephoning the TB Evenlode Investor Dealing Line:

0115 988 8287

(open business days between 9am and 5pm)

Or through various third parties including Aegon, AJ Bell, Aviva, Hargreaves Lansdown, Pershing and Transact.

Contact Evenlode

The Long Barn
Chalford Park Barns
Oxford Road
Chipping Norton
Oxfordshire
OX7 5QR
United Kingdom

+44 (0)1608 695200

Calls are recorded

www.evenlodeinvestment.com

Authorised Corporate Director & Administrator:

T. Bailey Fund Services Ltd
(www.tbaileyfs.co.uk/funds/tb-evenlodeinvestment-funds)



Please contact Spring Capital Partners.
+44 (0)20 3307 8086 evenlode@springcapitalpartners.com